

The page features a decorative border with Maori patterns. The top and bottom borders consist of a repeating sequence of stylized, interlocking circular motifs. The left and right borders are filled with a dense, vertical scrollwork pattern of swirling lines.

# **Te Whaanau Tiirairaka**

**1/3 – 5/3 Poutu-te-rangi 2021**

# WEEK TWO

## Numbers

### Whakataukī o te wiki

#### Proverb of the week

*Hōhonu kakī, pāpaku uaua*

*Long on words, short on actions*

Learning how to count in Māori is obviously going to be critical as your knowledge of the language grows. It does take quite a bit of time and practice, but hopefully by the end of this week you will be familiar with the numeracy in te reo Māori.

Cardinal numbers used for counting are as follows:

kore	<i>zero</i>
tahi	<i>one</i>
rua	<i>two</i>
toru	<i>three</i>
whā	<i>four</i>
rima	<i>five</i>
ono	<i>six</i>
whitu	<i>seven</i>
waru	<i>eight</i>
iwa	<i>nine</i>
tekau	<i>ten</i>
tekau mā tahi	<i>eleven</i>
tekau mā rua	<i>twelve</i>
tekau mā toru	<i>thirteen</i>
tekau mā whā	<i>fourteen</i>
tekau mā rima	<i>fifteen</i>
tekau mā ono	<i>sixteen</i>
tekau mā whitu	<i>seventeen</i>
tekau mā waru	<i>eighteen</i>
tekau mā iwa	<i>nineteen</i>
rua tekau	<i>twenty</i>
rua tekau mā tahi	<i>twenty-one</i>
toru tekau	<i>thirty</i>
whā tekau	<i>forty</i>
rima tekau	<i>fifty</i>

ono tekau	sixty
whitu tekau	seventy
waru tekau	eighty
iwa tekau	ninety
kotahi rau	one hundred
rua rau	two hundred
kotahi mano	one thousand
kotahi miriona	one million

Ordinal numbers used for ranking between one and nine, require the prefix *tua*:

Tuatahi	First
Tuarua	Second
Tuatoru	Third

I tuawhā ia	He / She came fourth
Wāhanga tuarima	Chapter five
Kei te papa tuaono tōna whare	His / Her apartment is on the sixth floor

Ordinal numbers from 10 upwards require no prefix:

Tekau mā rima	Fifteenth
Tekau mā ono	Sixteenth
Rua mano mā tahi	2001
Rua mano tekau mā tahi	2011
Kotahi mano, iwa rau, waru tekau mā waru	1988

## HARATAU – PRACTICE

### Rāhina – Monday



#### 30-minute challenge

- E huri ki te ipurangi. Kei reira ngā nama o runga nei e whakahuatia ana. Ko tāu he tāwhai i te whakahuatanga o ia nama. Kua waiho he whakamatuatanga e whakahua mai ai koe i ia nama. Ko te painga atu mēnā ka whakamahi koe i tō kawē reo ki te hopu i tō whakahua hei whakarongotanga anō māu.**
  - Go to the website. There is a sample pronunciation guide for all the numbers mentioned above. Your challenge is to listen to the pronunciation of each number, and in the space provided, imitate the

correct pronunciation you have just heard. It would be great if you could use your cell phone or another device to record yourself, so you can listen to what you sound like.



Now go to [www.MaoriMadeEasy.co.nz](http://www.MaoriMadeEasy.co.nz)

## 2. Tuhia te kupu Māori mō ia nama.

2. Write the Māori word for each number.

10 Tekau	2	6	20
100	40	70	3
1	8	5	50
1000	14	12	7
0	9	11	18
60	4	13	15

## Rātū – Tuesday



### 30-minute challenge

#### 1. Honoa te nama ki tōna whakamārama tika.

1. Match the ordinal number to its correct meaning. (Remember – ordinal numbers used for ranking between one and nine require the prefix tua.)

tuawhitu  
tuatahi  
tuaono  
tuatoru  
tuaiwa  
tuawhā  
tuarua  
tuawaru  
tuarima

first  
second  
third  
fourth  
fifth  
sixth  
seventh  
eighth  
ninth

## 2. Tuhia te kupu Māori mō ia nama.

2. Write the Māori word for each number.

21 Rua tekau mā tahi	33 Toru tekau mā toru	66	28
99	43	76	39
31	58	55	52
79	61	24	87
90	89	42	18
40	4	13	85

## Rāapa – Wednesday

When asking about how many items or objects there are, use **e hia**.

E hia ngā āporo?

*How many apples are there?*

E whitu ngā āporo

*There are seven apples*

E hia ngā matimati?

*How many fingers?*

E rima ngā matimati

*There are five fingers*

E hia ngā hōiho?

*How many horses are there?*

Kotahi te hōiho

*There is one horse*

**Hia** is a question word and it means *how many*. In the examples above, you have also been introduced to the Māori word for *the*. There are two forms, a singular form **te** and a plural form **ngā**. So when you are talking about one item or object you use **te**, and more than one you use **ngā**. Therefore, **te** will always follow the number **kotahi**, and **ngā** will follow all other numbers because they will always be more than **tahi**, or *one*. So, when indicating there is only one, *kotahi* is used, irrespective of whether it indicates people or objects.

Kotahi te rangatira *There is only one leader*

Kotahi te whakautu *There is only one answer*

Kotahi te māngai mō tātou *There is only one spokesperson for us*

Kotahi te rongoā *There is only one remedy*

Kotahi mano, iwa rau, 1988

waru tekau mā waru

When asking the question *how many*, always use the plural form **ngā**, like this, **e hia ngā . . .** If you use **e hia te . . .** then you are already saying there is one object, so what is the point of asking?! When you answer the **e hia** question, simply remove the question word **hia** and replace it with the correct number.

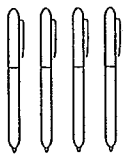


### 30-minute challenge

#### 1. Whakautua te pātai mō ia whakaahua.


1. Answer the question about each picture.

1. E hia ngā pene?



E whā ngā pene


2. E hia ngā pukapuka?



3. E hia ngā rākau?



4. E hia ngā waka?



## 2. Whakamāoritia ēnei rerenga kōrero.

2. Translate these sentences into Māori.

1. There are 27 spiders

---

2. There is 1 bird

---

3. There are 2 mountains

---

4. There are 94 leaves

---

5. There are 6 planes

---

6. There are 100 restaurants

---

7. There are 3 chemists

---

8. There are 10 schools

---

9. There are 52 shoes

---

10. There are 67 cameras

---

## Rāpare – Thursday

When asking about how many people there are, you can use the prefix **toko**. When responding, only use **toko** when the number of people being spoken about is between two and nine:

Tokohia ngā tāngata?

*How many people?*

Tokowaru

*Eight*

Tokohia ngā tamariki?

*How many children?*

Tokotoru ngā tamariki

*Three children*

Tokohia ngā wāhine o tēnei kapa?

*How many women in this team?*

Tekau mā rua

*Twelve*

Tokohia ngā tāne i haere?

*How many men went?*

Kotahi rau, ono tekau mā whā


*One hundred and sixty four*

 30-minute challenge

1. Whakautua te pātai mō ia whakaahua.


1. Answer the question about each picture.

1. Tokohia ngā tāne?




Tokoono ngā tāne


2. Tokohia ngā wāhine?



3. Tokohia ngā tamariki?



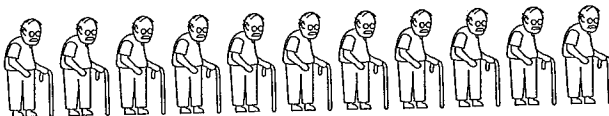
4. Tokohia ngā kōtiro?



5. Tokohia ngā tama?

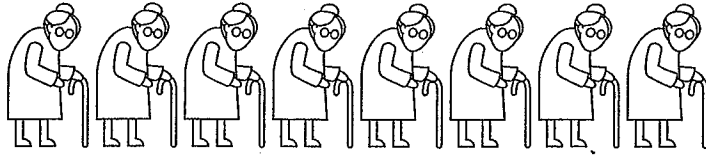


6. Tokohia ngā koroua?






7. Tokohia ngā kuia?



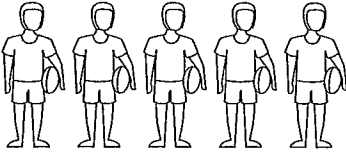
8. Tokohia ngā pēpi?



9. Tokohia ngā māmā?



10. Tokohia ngā kaitākaro?



**2. Whakamāoritia ēnei rerenga kōrero.**

2. *Translate these sentences into Māori.*

1. There are 7 men

2. There is 1 baby

3. There are 2 fathers

4. There are 74 players

5. There are 6 old men

6. There are 100 people

7. There is 1 person

---

8. There are 9 girls

---

9. There are 54 boys

---

10. There are 6 teachers

---

## Rāmere – Friday

When asking how many items or objects are required, use **kia hia**:

Kia hia ngā pukapuka (māu)?      *How many books (do you want)?*

Kia whitu ngā pukapuka (māku)      *Seven books (for me)*

Kia hia ngā inu (māu)?      *How many drinks (do you want)?*

Kia rua tekau mā whā ngā inu.      *Two dozen (twenty-four)*

Hōmai kia kotahi te tōtiti, kia rua ngā hēki

*(Can I have) one sausage and two eggs*


You will notice the words **māu** (for you) and **māku** (for me) have been placed in brackets. This is because these words will be analysed in more depth as your expertise with te reo Māori develops.

### 30-minute challenge

#### 1. Whakautua te pātai mō ia whakaahua.

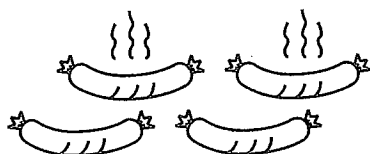
1. Answer the question about each picture.

1. Kia hia ngā āporo māu?




Kia tekau mā ono ngā āporo māku

2. Kia hia ngā tōtiti māu?

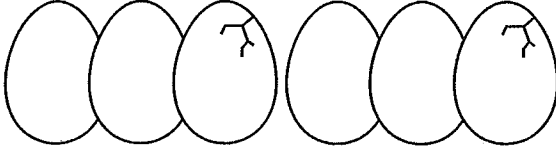


---


3. Kia hia ngā inu māu?



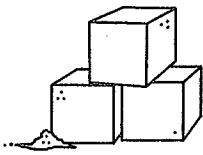
4. Kia hia ngā hēki māu?



5. Kia hia ngā pukapuka māu?




6. Kia hia ngā huka māu?



7. Kia hia ngā mārau māu?

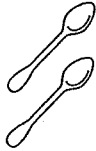


8. Kia hia ngā māripi māu?



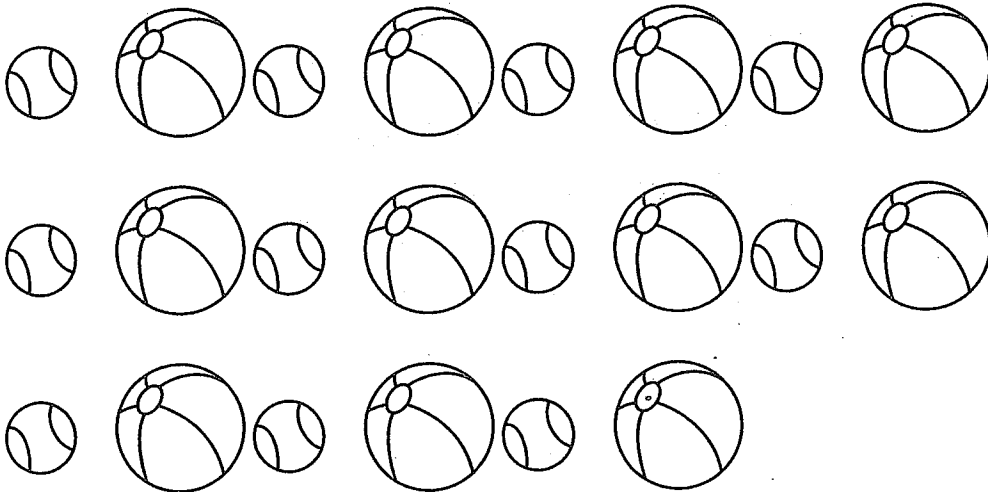
---

9. Kia hia ngā koko iti māu?



---

10. Kia hia ngā pōro māu?



---

**2. Whakamāoritia ēnei rerenga kōrero. Whakamahia te kupu hōmai ki te timatanga.**

2. *Translate these sentences into Māori. Use the word hōmai or give (to me) at the start of each sentence.*

1. I will have 3 eggs

Hōmai kia toru ngā hēki māku

2. I will have 30 drinks

---

3. I will have 2 teaspoons

---

4. I will have 6 bananas

---

5. I will have 99 pens  
\_\_\_\_\_
6. I will have 2 coffees  
\_\_\_\_\_
7. I will have 7 rugby balls  
\_\_\_\_\_
8. I will have 15 light bulbs  
\_\_\_\_\_
9. I will have 1 fork  
\_\_\_\_\_
10. I will have 1 knife  
\_\_\_\_\_

### **Weekend Word List**

Tāmaki Makaurau	Auckland
Kirikiroa	Hamilton
Ngāmotu	New Plymouth
Te Papa-i-o-ea	Palmerston North
Ahuriri	Napier
Heretaunga	Hastings
Whakatū	Nelson
Te Whanganui-a-Tara	Wellington
Ōtautahi	Christchurch
Ōtepoti	Dunedin
Toa	Shop
Ngahau	Party / Concert
Whare kanikani	Night club
Papa tākaro	Sports field / Playground

---

Haere ai ahau ki ngā momo hui i te marae.

I te marae ka tū te huritau.

Ka haka ngā tamatāne. Ka mau ...

---

... te wehi!

I te marae ka tū te kaumātua ki te whaikōrero.

Ka haka ngā tāne. Ka mau te wehi!

---

I te marae ka takoto te tūpāpaku.

Ka haka ngā tamatāne. Ka mau te wehi!

I te marae ka tae mai ...

---

... ngā tāngata ki te hura kōhatu.

Ka haka ngā tāne. Ka mau te wehi!

I te marae ...

---

... ka tīmata te iwi ki te whakapai i te wharenuī.

Ka haka ngā tamatāne. Ka mau te wehi!

I te marae ka haka ngā tāne. Ka mau te wehi!

---

Ingoa: \_\_\_\_\_ Rangi: \_\_\_\_/\_\_\_\_/\_\_\_\_

I haere koe ki te marae ki tētahi hui? He aha te kaupapa o te hui? Kei roto i te pukapuka / Te Marae ētahi momo hui me ētahi momo haka.

**I Te Marae**

nā Tipene Watson

Atakura

Ngā He  
M H

Haere ai ahau ki ngā momo hui i te marae.

I te marae ka tū \_\_\_\_\_ huritau.

Ka haka ngā tamatāne. \_\_\_\_\_ mau te wehi!

I te \_\_\_\_\_ ka tū te kaumātua ki te \_\_\_\_\_.

Ka haka ngā tāne. Ka \_\_\_\_\_ te wehi!

I te marae \_\_\_\_\_ takoto te tūpāpaku.

Ka haka \_\_\_\_\_ tamatāne. Ka mau te wehi!

\_\_\_\_\_ te marae ka tae mai \_\_\_\_\_ tāngata ki te hura kōhatu.

\_\_\_\_\_ haka ngā tāne. Ka mau \_\_\_\_\_ wehi!

I te marae ka \_\_\_\_\_ te iwi ki te whakapai \_\_\_\_\_ te wharenui.

Ka haka ngā \_\_\_\_\_ . Ka mau te wehi!

I te \_\_\_\_\_ ka haka ngā tāne. Ka mau te wehi!

**Whakamahia ēnei kupu:**

ngā te Ka ngā i  
te ka whaikōrero marae tīmata  
Ka tamatāne mau I marae

He Tātai Tika (Ko ngā kupu whakauru noa)		
Ngā Kupu Whakauru	Te Tapeke	Te Taumata
Neke atu i te 7 i tika		Takitahi
E 6-7 i tika		Whakaako
Raro iho i te 6 i tika		Uaua

Ngā Hē		
M = Māramatanga _____	H = Hangarereanga _____	
Rangona <input type="radio"/>	Kitenga <input type="radio"/>	Kitenga Kore <input type="radio"/>
HE KŌRERO ANŌ:		

**Te Kea Matekai**


nā Ratu Tibble

Amokura

- Pua te mataono tau.
- Kimihia te tau kua puia e koe.
- Pānuitia ngā kupu.
- Hoatu tētahi porotiti ki runga i taua tau.
- Me haere tonu kia pua te katoa o ngā tau e ono.




1



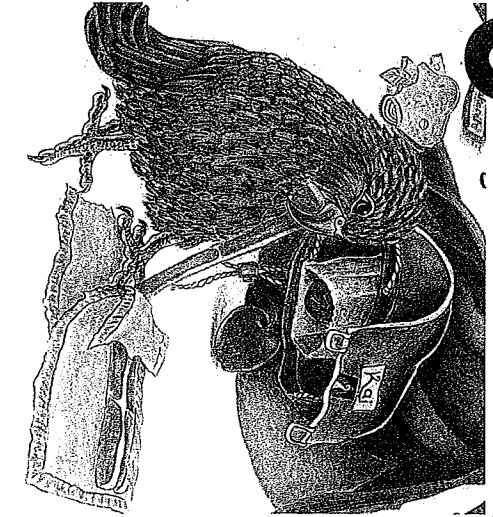
Ka kai ia i te tiakarete,

2



ka kai ia i te hanawiti,

3



ka kai ia i te pākana,

4




ka kai ia i te āporo,

5



ka kai ia i te keke ...

6



... ā, ka mate te puku o kea!



**Ingoa:** \_\_\_\_\_ **Rangi:** \_\_\_ / \_\_\_ / \_\_\_

He aha ngā mahi a te manu taratahi?

## ***Te Kea Matekai***

nā Ratu Tibble

**Amokura**

Inapō, i matekai a kea.

Ka \_\_\_\_\_ ia i te tiakarete,

\_\_\_\_\_ kai ia i te hanawiti,

ka kai \_\_\_\_\_ i te pēkana,

ka kai ia \_\_\_\_\_ te āporo,

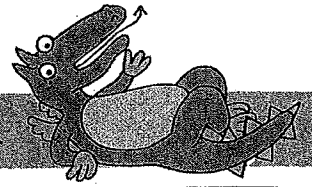
ka kai ia i \_\_\_\_\_ keke ...

... ā, ka mate te puku o kea!


**Whakamahia ēnei kupu:**

i ka kai te ia


Kei te ako au ki te tautohu i ngā tahi me ngā tekau.




Porohitatia ia rōpū o ngā tekau, ā, ka whakaoti ai i te whārite




$$10 \text{ me te } \square = \square$$




$$10 \text{ me te } \square = \square$$



$$10 \text{ me te } \square = \square$$





$$10 \text{ me te } \square = \square$$





$$10 \text{ me te } \square = \square$$

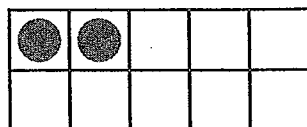

Whakamahia ngā anga tekau hei whakaoti i ia whārite



$$10 + \square = \square$$




$$\square + \square = \square$$




$$\square + \square = \square$$




Kei te ako au ki te tautohu i ngā tahi me ngā tekau.




Porohitatia ia rōpū o ngā tekau, ā, ka whakaoti ai i te whārite




$$10 \text{ me te } \square = \square$$




$$10 \text{ me te } \square = \square$$



$$10 \text{ me te } \square = \square$$




$$10 \text{ me te } \square = \square$$

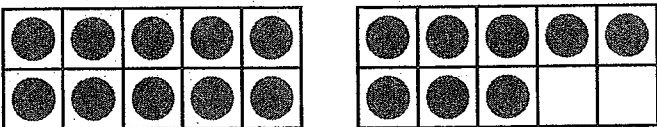


$$10 \text{ me te } \square = \square$$

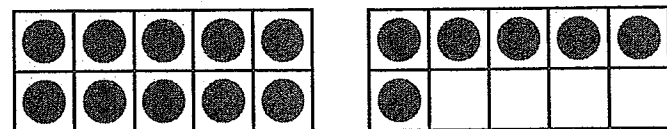
Whakamahia ngā anga tekau hei whakaoti i ia whārite




$$10 + \square = \square$$



$$\square + \square = \square$$



$$\square + \square = \square$$



# Whanaungatanga

## Relationships

k q m a q q a m v t j e o t a  
d a v o j w a u a w n j p u n  
u ē r h a u s u t i z y o p a  
k a r a n g a w h a e a m u k  
h h t g n y ū a u j m a e n a  
p w a r o g w p s f t n a a u  
e i u ū w a a j a u i n e t t  
r k k r n m b m a h i v t ā f  
i o e u ē k ē k a e a h w n p  
e r p h o x ē u t t v k u e o  
r u ā i o k t t v h u u o x u  
t z b m ē r a o g n i a x k a  
a k a w u n o t u n g ā n e ā  
m a r a e t u k e f x x ē i i  
l k q t j i u y v l k h k b v

awa  
ingoa  
karanga whaea  
marae  
maunga  
taua  
tuakana  
tupuna wahine  
whaea kēkē

hapū  
irāmutu  
kōkā  
matua  
poua  
teina  
tungāne  
waka

hoa  
karanga matua  
koroheke  
matua kēkē  
rūruhi  
tuahine  
tupuna tāne  
whaea

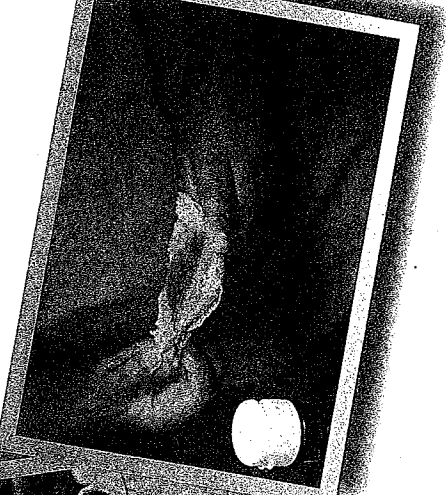
# He Parāoa Takakau

## Ngā kai:

- Kia 1 te kapu parāoa puehu
- Kia 5 ngā punene nui wai māhanga
- He kikinikote


## Ngā whakaritenga:

Whakamāhanga i te umu kiareke ki te 200° te pāmāhanga



## Ngā tohutohu:


1



Tāpirihia te parāoa puehu me te tote, ka mahi mai he rua ki waenganui.

↑

2




Putua he wai ka kōrorihia ai kia ū.



3

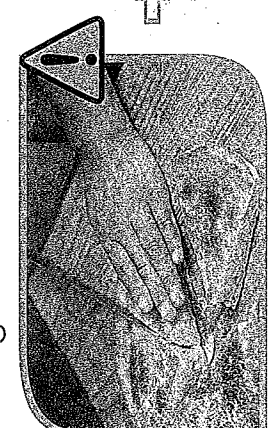
Pokepokea te parāoa.



↑

4

Raua ki runga i te papa umu kua ruia kētia ki te parāoa puehu.



↑

5

Waiho ki roto i te umu, kia paraone te parāoa.



↑

6

Kaiinga i te wā e wera tonu ana, pania ki te pata.