

FRIDAY 3RD SEPTEMBER


This activity is all about Father's Day. It can take you all week, or until Father's Day, (Sunday 5th (September) if you want. There are some really cool activities you can do.

If you do not live with your Dad think of someone else that is special to you.

If you can't do some of the things digitally just do the activities on paper.

I do not expect you to do all of them but choose the ones you would like to do the most.


I have also put some templates up for Father's Day cards.



Type here

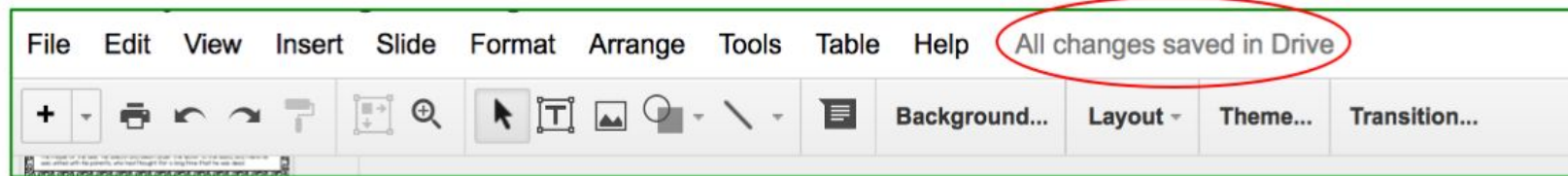
FATHERS'S DAY

DIGITAL ACTIVITIES



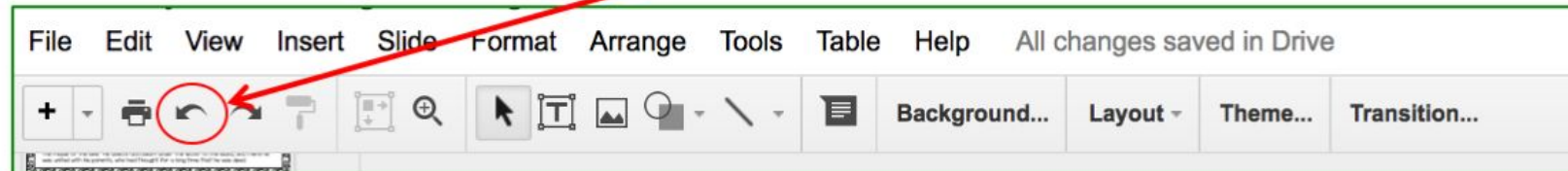
Tips for using Google Slides (1):

1. If you accidentally delete a slide, you can go to **HERE**.



This will show you all the previous versions that were saved to your Google Drive. Select a version that will restore the file before deletion.

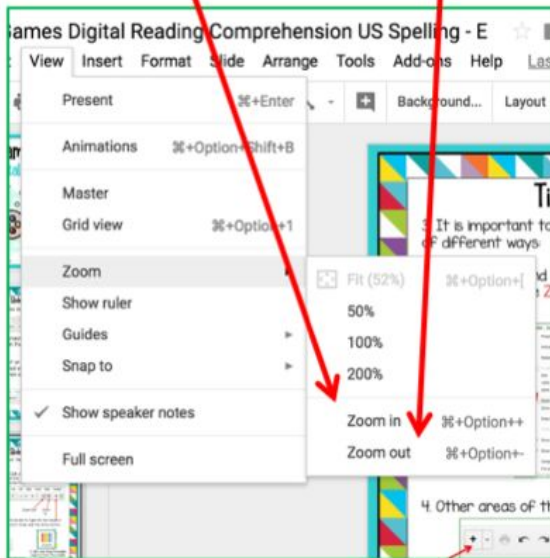
2. If you accidentally delete an object or text box, this can be fixed! Use the UNDO button located on the toolbar. You can click on this button as many times as needed to undo errors. The button is found **HERE**.



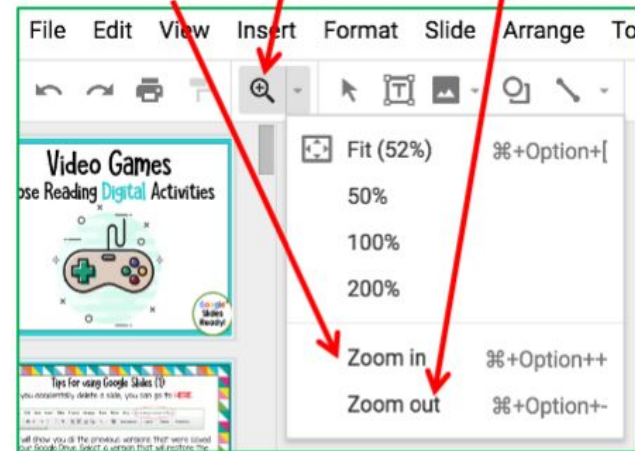
Tips for using Google Slides (2):

3. It is important to know how to zoom in and out. This can be done in a couple of different ways:

a) Click on **View** and in the dropdown menu, click **Zoom In**. The **Zoom Out** option is located here also.

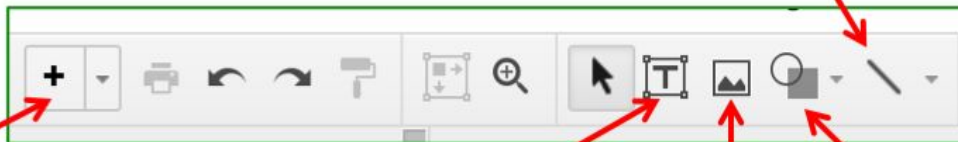


b) Click on the **ZOOM** icon on the tool bar. In the drop down menu click **Zoom in** or **Zoom out**.



To be able to type into text boxes in zoom mode, click the arrow button.

4. Other areas of the toolbar:



Insert slide

Insert text box

Insert image

Insert shape

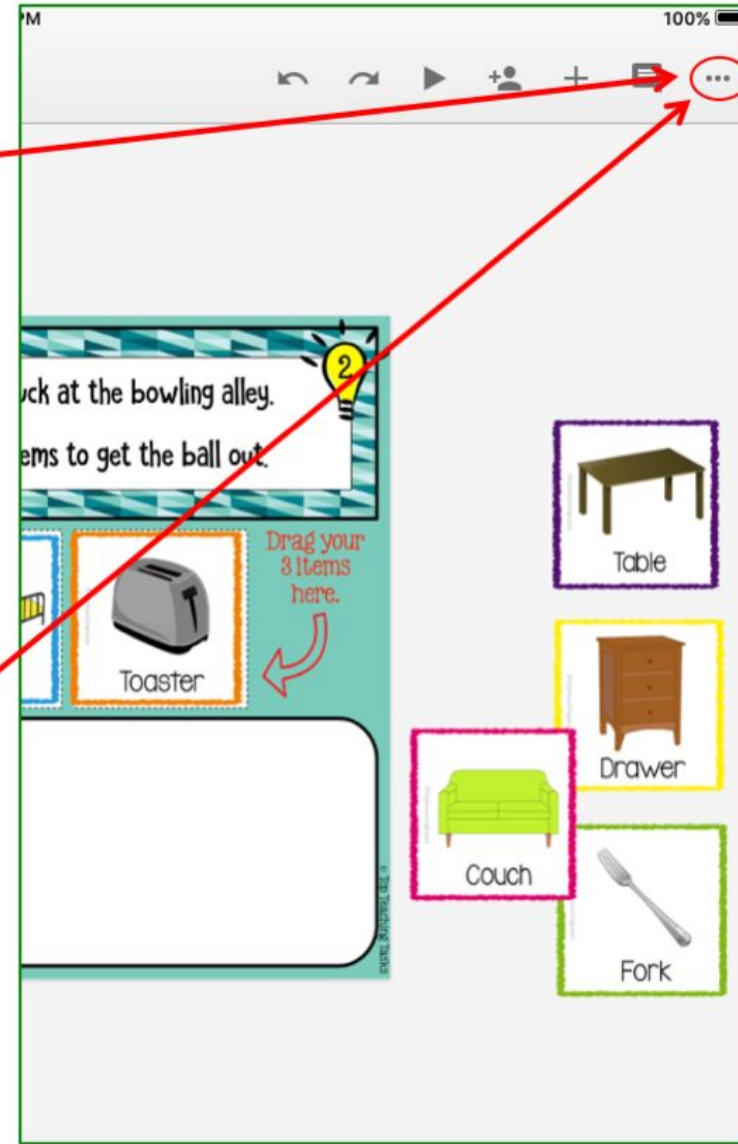
Insert line



5. Click and drag moveable objects from the middle of the object.

Tips for using Google Slides - iPad (1):

1. You can rename your copy by clicking the ... in the top right corner and clicking on the title.
2. To type into a text box, double tap a text box to bring up the keyboard.
3. Click and drag moveable objects from the middle of the object.
4. Turn on Speaker Notes by selecting it from the ... menu in the top right corner.

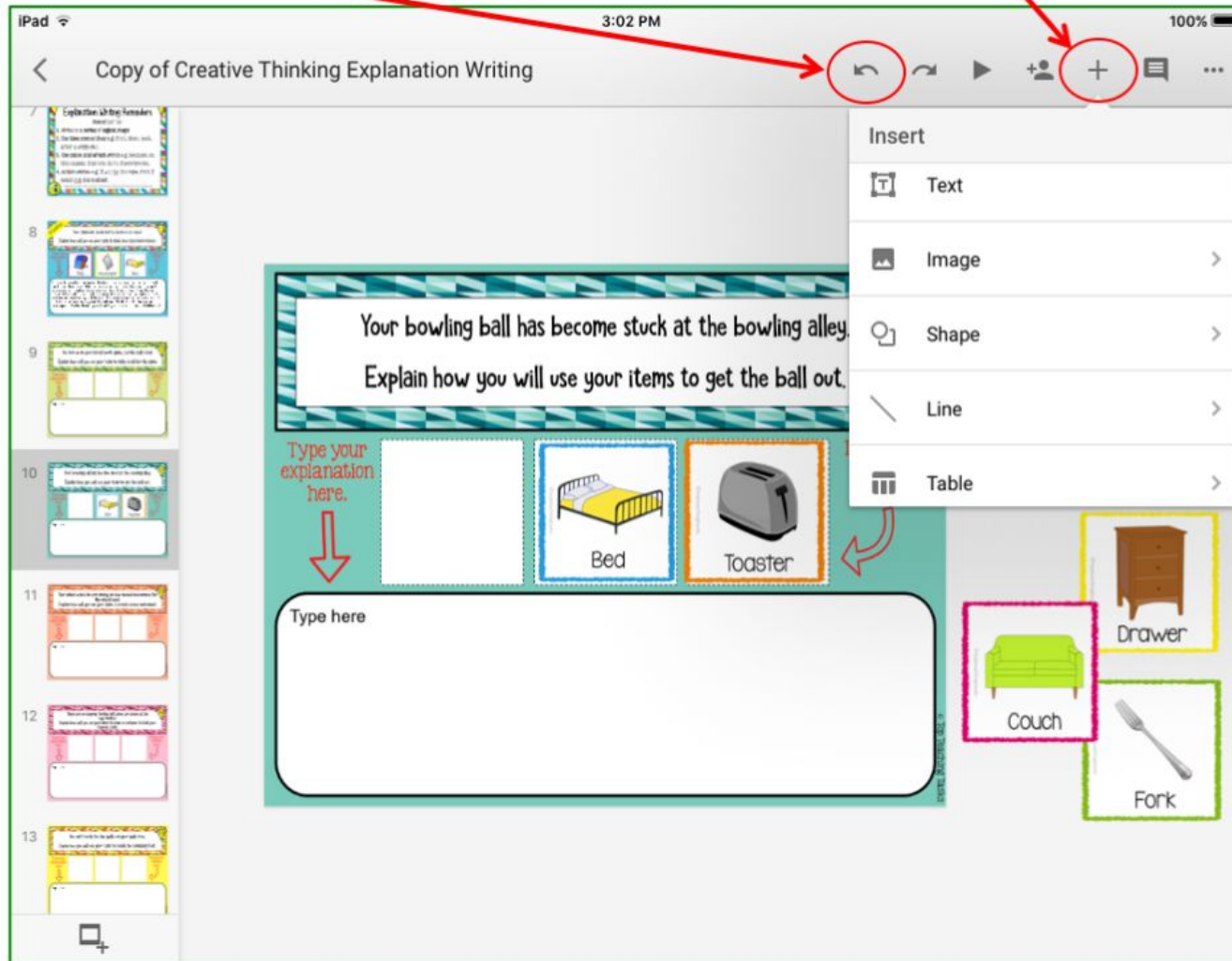


Tips for using Google Slides - iPad (2):

Tool bar features

UNDO button

Insert features drop down menu



DIRECTIONS

1. Follow the directions at the top of each activity.
2. Ask your dad questions to help you complete each activity.
3. When you have completed the final activity, you will have a beautiful puzzle poster to share with your dad.



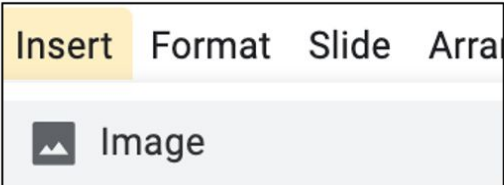
Movable Objects: Click and drag moveable objects from the middle of the object.

1. HOBBIES MY DAD ENJOYS

What hobbies does your dad enjoy?

Drag and drop hobbies from the left and right into this slide.

Can't find one of
your dad's hobbies?
Insert your own
photo: Insert →
Image



2. THESE ARE A FEW OF HIS FAVOURITE THINGS

2

Complete the tables below to share your dad's favourite things.

| Favourite... | Answer |
|---------------|-----------|
| Season | Type here |
| Colour | Type here |
| Food | Type here |
| Drink | Type here |
| Type of music | Type here |
| Place | Type here |

| Favourite... | Answer |
|----------------|-----------|
| Movie | Type here |
| TV show | Type here |
| Book | Type here |
| Sport | Type here |
| Make your own! | Type here |
| Make your own! | Type here |

For inspiration, check out the video link below.

3. THE GRATEFULNESS CHALLENGE

3

Why are you grateful for your dad? Type your answer below.

Appreciation

THANKFULNESS

GRATITUDE

Acknowledgement

HONOUR

Recognition

Appreciation

THANKFULNESS

GRATITUDE

Acknowledgement

HONOUR

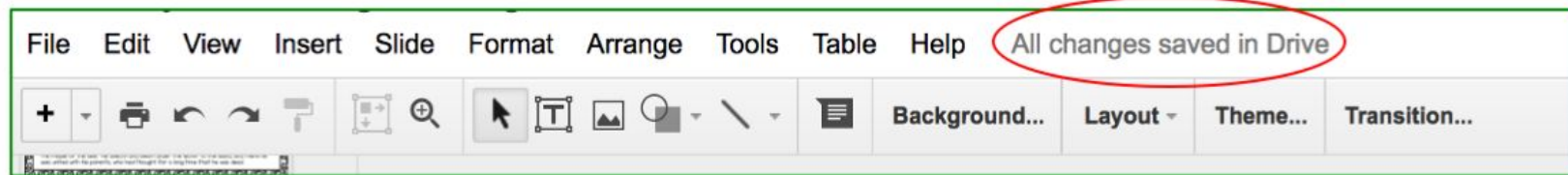
Recognition

Type here

grateful (adjective)
- feeling or showing thanks

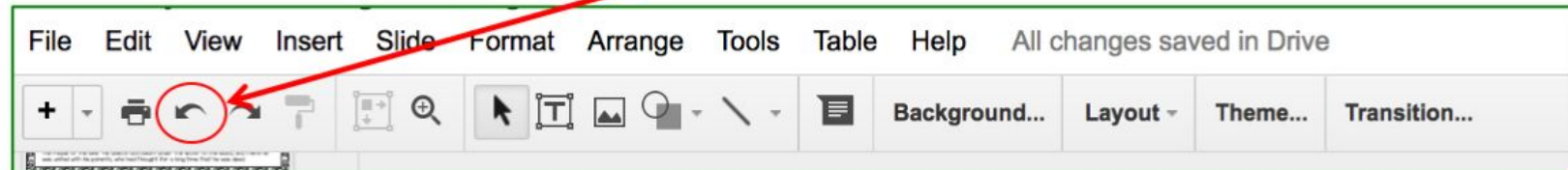
Tips for using Google Slides (1):

1. If you accidentally delete a slide, you can go to **HERE**.



This will show you all the previous versions that were saved to your Google Drive. Select a version that will restore the file before deletion.

2. If you accidentally delete an object or text box, this can be fixed! Use the UNDO button located on the toolbar. You can click on this button as many times as needed to undo errors. The button is found **HERE**.



4. WE'RE ALL GOING ON A SUMMER HOLIDAY

4

Drag answers from below to complete your dad's ideal holiday description.

My dad's perfect holiday would be _____ .
It would last for _____ . He would travel with _____ .
He would spend most of his time _____ .

in a log cabin

one week

a group of friends

being adventurous

in a tent

two weeks

close family

shopping

in a hotel

a month

his siblings

sight-seeing

on a boat

a year

his children

relaxing

on an island

reading

5. IT'S BREAKFAST TIME

Design your dad's perfect breakfast by dragging breakfast options onto the plate.



What does your dad usually have for breakfast?



Type here





6. A SNAPSHOT IN TIME



6

Insert a photo or drawing of your dad into this slide (Insert → Image).
Add adjectives to describe your dad around the frame.

Type here

Type here

Type here



Insert photo here

Type here

Type here

Type here

7. AN ACROSTIC POEM

7

Complete the acrostic poem below.

An acrostic poem uses the letters in a topic word to begin each line.
All lines of the poem should relate to or describe the poem.

F
A
T
H
E
R

Type here

Type here

Type here

Type here

Type here

Type here

8. THIS OR THAT?

For each line below, drag a circle from the right to show which of the two choices your dad prefers.

← THIS

OR

THAT →



Wake up early



Stay up late



Car enthusiast




Food fanatic




Travel by train



Travel by plane



Forest



Beach



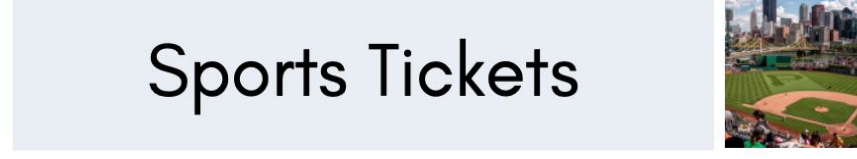
City



Country



Tools



Sports Tickets

9. YOU'VE GOT MAIL

9

Write an email to your dad to share how you feel about him.

TO: Type here

FROM: Type here

CC: Type here

SUBJECT: Type here

FONT



B / **I** / **U**



Type here

10. COUPONS FOR YOUR DAD

10

Choose five coupons that your dad can claim over the next month.
Drag them into this slide.

This coupon

Bread

This coupon

A c

This coupon

A vo

h

This coupon

A

11. DESIGN CHALLENGE

11

Create something to wow your dad. It could be a poster, a card, a craft activity, a banner, a meal... the list is endless.

Take a photo and add it to the frame below: Insert → Image.




12. A PUZZLING CONCLUSION


12

Ask your dad to help you complete the puzzle on the next slide.

You might want to challenge him to a race:

Time your dad completing the puzzle and see if you can beat his time.





Grandad Times

Special Edition

Grandad Checklist

- Funny
- Caring
- Brave
- Cool
- Crafty
- Happy
- Smiley
- Brilliant
- Wise
- Trustworthy
- Considerate
- Loving
- Cuddly
- Kind
- Silly
- Thoughtful
- Smart
- Awesome

World's Best Grandad



The winning grandad and his family (Draw a picture of you and your grandad)

When asked about this prize, his grandchild said:

"My grandad is amazing! He is _____.

When he _____, it makes me so happy.

I love spending time with him, especially
doing _____.

He is brilliant at _____.


He really is the best grandad ever!

Go to the next page for a Super hero Dad card. With both cards you could make your own or print the card out and write your own words on it.



DAD, YOU'RE THE COOLEST!

Instructions (this is the outside of the card): Cover the outside of the card with patterned paper or fabric, use a contrasting pattern for the tie. Decorate the middle inside panel with your favourite superhero costume.



----- Fold lines

take a
peek



I have popped a few photos and videos in that you may like to look at and watch.

The classroom video is of a class with a terrible disease called writitis. The other video is during our Cook Island Language week.

