

OF COURSE ITS TUESDAY

Have pen and
paper ready for
a Fairy Tale
Quiz

THIS AINT MY FRIDAY FACE


☆ ☆ Welcome to Tuesday ☆ ☆



★ ∩ ∩ ∩ ★ Today's theme is
Fairy Tales ★ ∩ ∩ ∩ ★



★ · · · · · ★
Today's theme is
Fairy Tales ★ · ·
· · · · · ★



Use your words in great sentences. The catch is that every sentence must have the theme of fairy tales.

For example: If your word is FREEDOM.....

The three little pigs gained their **freedom** from the big bad wolf!”

Math is

...

Go to the next slide and
Look at some of the facts.



Numeric Palindrome with 1's

$$1 \times 1 = 1$$

$$11 \times 11 = 121$$

$$111 \times 111 = 12321$$

$$1111 \times 1111 = 1234321$$

$$11111 \times 11111 = 123454321$$

$$111111 \times 111111 = 12345654321$$

$$1111111 \times 1111111 = 1234567654321$$

$$11111111 \times 11111111 = 123456787654321$$

$$111111111 \times 111111111 = 12345678987654321$$



AMAZING FACTS of MATHS

Maths Fun Facts

Letters "a", "b", "c", "d",
do not appear
anywhere in the
spelling of numbers
from 0 to 99

Maths Fun Facts

Think of a Number.
Double it. Add Ten.
Divide it by 2.
Take away the number
you Thought.
Your are left with 5.

Maths Fun Facts

2,520

is the smallest number
which is exactly
divisible by all the numbers
from 1 to 10

$$\begin{aligned} 9 \times 9 + 7 &= 88 \\ 98 \times 9 + 6 &= 888 \\ 987 \times 9 + 5 &= 8888 \\ 9876 \times 9 + 4 &= 88888 \\ 98765 \times 9 + 3 &= 888888 \\ 987654 \times 9 + 2 &= 8888888 \\ 9876543 \times 9 + 1 &= 88888888 \\ 98765432 \times 9 + 0 &= 888888888 \\ 987654321 \times 9 - 1 &= 8888888888 \\ 9876543210 \times 9 - 2 &= 88888888888 \end{aligned}$$

Math Facts About 25

- 25's Factors are 1,5 and 25
- It is a square number (5x5)
- It is an odd number
- It is a composite number
- Can be dived into 100 Equally
- Is a forth of 100

See if these facts actually work. You might have your own.

Think of the 9 x tables.
What is special about this x table?

See if you can discover about the 11 x tables and multiplying with 11.

Your job today is to learn your 9 and 11 times tables off by heart.

Get someone else in your family to test you.
See if you can answer as fast as you can say your name!!!!



11 x 4

Watch this video to learn the trick.

Try these after watching the video.

$$11 \times 61 =$$

$$11 \times 27 =$$

$$11 \times 33 =$$

$$11 \times 54 =$$

$$11 \times 24 =$$



This is a video of Hansel and Gretel.

It may be slightly different from the story you read on the next page.



Hansel and Gretel

Once upon a time, there lived two children called Hansel and Gretel. They lived with their kind, poor father and cruel stepmother in a house in the woods.

One night, Hansel overheard his stepmother telling her husband to take the children deep into the forest and leave them there! Hansel crept outside and filled his pockets with sparkling, white pebbles.



The next morning, they went for a walk in the forest. As they walked, Hansel dropped the pebbles along the path. Hansel and Gretel grew tired so their father made a fire and told them to rest. When they awoke, they were all alone. Luckily, the trail of shiny pebbles led them all the way back home.

The next day, they set out into the forest again. This time, as they walked along, Hansel dropped a trail of breadcrumbs along the path. Once again, they became tired and fell asleep. When they awoke, they found themselves alone again. This time, when they looked for the breadcrumbs to follow, they found that they had vanished!



Hansel and Gretel

Hansel and Gretel walked and walked. Finally, they came to an amazing house made of gingerbread and decorated with sweets and lollipops. All of a sudden, an old woman came out of the house. She invited them inside.



Once the children were inside, the old woman locked Hansel in a cage. She wanted to fatten him up and eat him! The old woman showed Gretel the oven where she was going to cook Hansel.

Clever Gretel decided to trick the old woman. She told her that Hansel was far too big to fit into the oven. When the old woman leaned forward to look into the oven, Gretel pushed her in! Next, Gretel released Hansel. Before leaving, Hansel and Gretel found a chest full of gold coins and took it home with them.

After a long walk through the forest, Hansel and Gretel eventually found their way back to their house. Their father was overjoyed to see them and their stepmother had left the house forever. Now they had enough riches to last a lifetime! The three of them lived happily ever after.



Questions



1. What did Hansel drop along the path? Tick **two**.

- pebbles
 buttons
 breadcrumbs

2. Number these events 1-4 to show the order that they happened in the story. The first one has been done for you.

1	Hansel and Gretel's father made a fire and told them to rest.
	Hansel and Gretel found a chest of gold coins.
	Hansel overheard his stepmother telling their father to leave them in the forest.
	The old woman locked Hansel in a cage.

3. Fill in the missing words.

The house was made of _____ and decorated with and _____.

4. Find and copy **two** adjectives used in the story to describe the pebbles.

- _____
- _____

5. How did Gretel trick the old woman?

6. What do you think happened to the breadcrumbs that Hansel dropped?
Give a reason for your answer.


House For Sale

Good news! A beautiful cottage in the Forbidden Woods has just been put up for sale with a tall, slanted roof, which is dripping with white icing. This house is perfect for hungry buyers who like to have their house and eat it! Colourful, sticky sweets decorate the front of the building and the chimney is made from a crumbling, chocolate wafer. The huge, tasty garden boasts delicious lollipop trees and a river of runny, flowing chocolate.

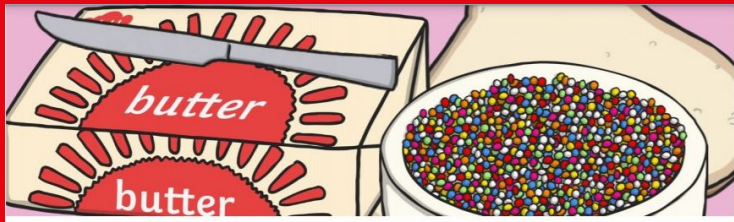
Please note: This house may melt on a sunny day so viewing in winter is recommended!



Whose house was this?



Design, draw
or sketch your
own
gingerbread
house.



You could try making Fairy bread.

Fairy Bread

Ingredients

White bread

Butter

Sugar strands (sprinkles)

Equipment

Plate


Knife

Method

1. Remove crusts from the bread.



2. Butter the bread.



3. Sprinkle the sugar strands on the bread.



4. Cut the bread into triangles, or use a cookie cutter to create shapes.



5. Eat your fairy bread. Enjoy!



It's OK
TO TAKE A
break



Your job is to write your own fairy tale, but with a twist. You can choose any fairy tale and write it slightly differently. It may have different characters, a different setting, a different problem, solution or a different ending. This can be so much fun. I look forward to reading them.

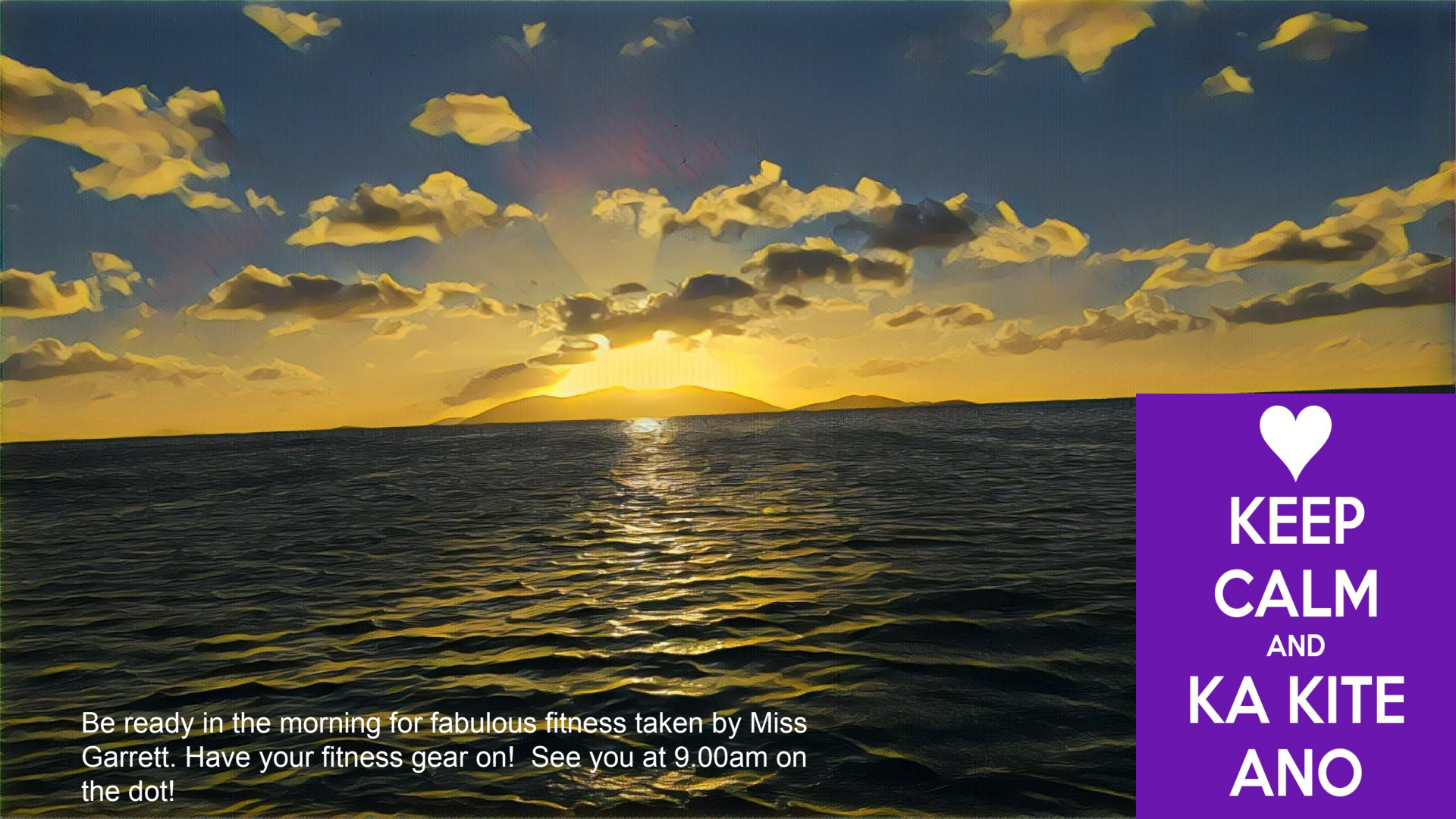
Try to use that wonderful descriptive language we have talked about. Please remember when people talk straight after another person you start a new line. Go to the next page to watch a video to help you.

Have fun being creative. One hint, don't use the names of children in the class as it loses its focus.

WRITING - speech marks ...

Watch this short video about speech marks to help you.





Be ready in the morning for fabulous fitness taken by Miss Garrett. Have your fitness gear on! See you at 9.00am on the dot!



**KEEP
CALM
AND
KA KITE
ANO**

