

Week6 Tm3 Rm6

Kia Ora Whanau,

In this slide you have your choice board and learning curriculum areas. Work through each area at your own pace. If you can, take photos of activities you have done or keep a record of your work in a book. Stay Safe and Have fun!!

Home Baking: No Fuss Donuts

Click on the picture for link recipe

Click on link below for recipe

<https://bunch.woolworths.com.au/recipe/10006630/Two-ingredient-donuts>





Link to writing (this recipe can also be used as a pizza base) Write a recipe for your favourite pizza.

Art with Nature:

Collect sticks, leaves, flowers and other items from nature and create an art piece.

Link to math (Algebra - Making patterns), Writing - use descriptive words to describe your art piece.




Challenge: Test your skills at making a Paper Plane and Paper Cup challenge:

Click on each picture for the links

Link to Reading Read the instructions carefully and follow the instructions.

Writing - Your Thoughts - Hard or Easy? Why? What did you do to make it easier for you?



Maths - addition and Subtraction to 100 Problem Cards.

Choose one or two cards you would like to work on each day.

Have fun solving math problems!

Click on the picture

Fact Family Rap

Fact Families, Fact Families!
The daddy is the greatest,
The mama's in the middle,
And the baby is so little!



In our **addition** sentences,
Here's how it goes!
Daddy's at the end,
Yeah he makes it flow!

$$5 + 4 = 9$$

ADD-I-TION! Daddy's at the end!
Flip flop the mama and baby!

$$4 + 5 = 9$$

When it's time to **subtract**,
We switch it around.
Daddy's in the beginning,
No, I'm not kidding.

$$9 - 5 = 4$$

$$9 - 4 = 5$$

SUB-TRAC-TION! Daddy's in the beginning!
Flip flop the mama and baby!

Fact families help you add and subtract,
So practice them and you'll learn all your facts!

Math Problem: Algebra: Hanging out the Washing,
Read the problem , then read and answer each question.



Jeremy was helping his Mum hang out the washing. They used two pegs to hang the first piece of washing.

Jeremy used one more peg for each piece of washing he hung on the clothesline after the first one.


- **How many pegs does Jeremiah need for 8 pieces of washing?**
- **How many pegs will he need for 18? How many pegs will he need for 42?**
- **Show how you know your answer makes sense.**

Reading: (click on a book)

Click on text, then play the story and read along., then answer the questions for each book.

Dragons,Dragons,Dragons

- Who are the Author and Illustrator?
- What kind of Dragons lived in a cave near town?
- What are the Dragons names?
- What did they want and Why?
- On page 8
- What did Dora say?
- What did Damon say?What did David say?
- Why does Daisy say “NO”!




The Three Princesses

- Who are the Author and Illustrator?
- What could the eldest Princess do?
- What could the middle Princess do?
- What did the youngest Princess have?
- Why did they have to leave the castle?
- What did they pack in their backpack?
- When they sat down on the soft grass and ate their healthy lunch, What did they wonder? And Why?
- How was the youngest Princess able to help her sisters?

How Kiwi Saved the Forest

- Who are the Author and Illustrator?
- What does Aotearoa mean?
- Who are the two Guardians?
- What are the Guardians of?
- What are the names of the three birds who are asked to live on the forest floor?
- What does Tui say and why?
- What does Pukeko say and why?
- How does Kiwi save the forest?



Writing: linked to our Wai and Kai Inquiry

WALT: (We are learning to write a recipe)

We will know we have achieved this when
can,

Show instructions that teach,
How to make or do something.



Choose something that you have made at home to write a recipe

Your recipe needs to have a,

- Title (name of what you have made)
- Ingredients
- Instructions (step by step)
- When you have finished writing your recipe, check your writing to make sure it makes sense.
- Have you written every step are all the ingredients correct?

If all is correct then ask a family member to try your recipe. Maybe you can send a photo of it or if you have a video chat with any family a member, ask them to try your recipe. If you're able to, ask them to send a photo of them making your recipe.

Have fun!!