

T3 Week
10

HOME LEARNING



This powerpoint contains some ideas for home learning during lockdown.
Aim to do about 40 mins of home learning a day completing **at least 4 activities**
there is a [schedule idea on slide 3.](#)

Do what you can but above all else look after yourselves, stay safe and spend
time with your whanau.

Connect



Room 11, 12 and 14 private Facebook page: Share your home learning here!

<https://www.facebook.com/groups/pukekohenthroom11/about>

Please keep checking in on our facebook page, we will be adding lots of great things to do at home, and going live with story reading, mini lessons, and other fun things.

Whaea Robyn is on medical leave this week so please contact Whaea Kiah for support.

Whaea Kiah - Room 14

Ph: 021770422

Email: ksaunders@pukekohenorth.school.nz

Suggested schedule

Optional extras

Phonics/ Handwriting: Practice writing and reading the letters and words of the week.

Te Reo: Practice your Pepeha and learn colours.

Writing: Write one sentence using the prompts
Practice writing name (first and last)

Manage myself - Do one job to help someone in my house. (Make my bed, tidy up, pick up litter, weed the garden, help with cooking/baking etc)

Short fruit break/ Fitness

Try one of the bonus activities

Reading - Read one of the books plus a read along if wanted.

Games: Play a game with your family and have lots of fun.
Eg eye spy, snakes and ladders, puzzle, lego,

Maths - Pick something from the slide or count things around the house.

Before bed: Read a story with someone in your house.

There will be no more hard packs delivered before the holidays.

If we are still not back after the break we will get more out to you as soon as term 4 starts.



Reading eggs

I highly recommend downloading reading eggs for your Tamariki they have a 30 day free trial and it gamifies learning so your kids won't even realise they are learning with all the fun they are having! It makes learning so much easier.

This also includes a trial for a maths and phonics version too!


<https://readingeggs.co.nz/parents/signup/>



Phonics

We are learning all about letters! We want to know the names of the letters, sounds they make and words they start with. Some activities you can do at home.

- Listen to and sing the phonics song 2
- Practice writing letters (chalk, pens, colours etc.)
- Play “I spy something starting with ... (letter sound)”
- Sound out words when reading and writing.
- Here are some words to sound out and write with your
- Web, wing, wag, wink, wet, hat, hen, hit, hut, hand, waha, waka, hipi



This weeks focus words

flag

flip

snip

sit

frog

frost

stamp

sip




slip

gran

noke

fish

Can you match the focus words to a picture?



This weeks focus words

wing

wet

hand

waka

wag

wink

waha

web

hut

hit

hat






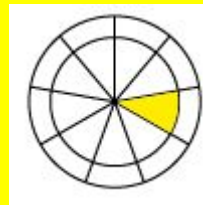
hen

Can you match the focus words to a picture?








Yellow

click the pictures!



Phonics - cont

You can read the BSLA books that go with the phonics programme we are doing below. The link takes you to the book PDF and audio recording. Room 11 and 14 are reading the [Kakano - Seed Books](#)



Click on the
Pictures

Reading

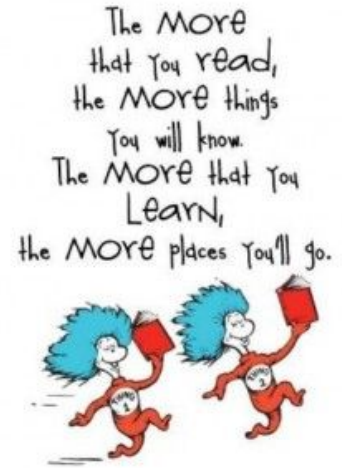
- Practice your sight words help them sound them out and once they know them they can practice writing them. (They are in their book bag if you don't have them or they learn them all and need the next sheet please let me know.)

Storyline Online

- Read stories to your child whenever you can you can go on youtube, [Epic](#) and [Storytime Online](#) for more books.

Click on
the links

- Read the [ready to read books](#) with your child, aiming for about one a day or the phonics ones on the previous slide. I will link them in the images on next slide.



Sight words

Magenta

- Zaira
- Valentino
- Romeo
- Wairua
- Peno
- Leeroy
- Rome
- Peroniyah
- James
- Grant
- Damien
- Manu

Basic Sight Words for Reading

Magenta

am	I
the	is
at	to
it	look
on	go
come	Mum
here	we
in	went
Dad	see
up	going
said	can

Sight Words

Red

Milly
Dalizae
Manana

Yellow

Zaiyn
Dalizae

Basic Sight Words for Reading

Red

my	there
as	oh
and	if
you	are
no	where
shouted	away
home	thank you
an	for

Basic Sight Words for Reading



Yellow

like	play
she	not
with	they
after	help
big	this
will	little

Magenta

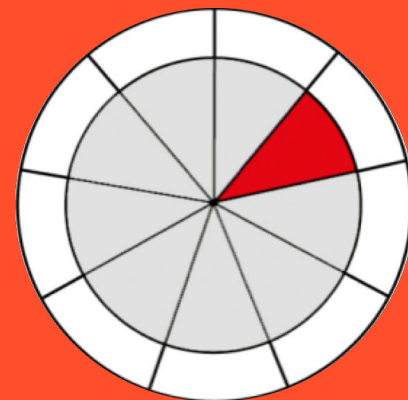





Click the pictures!

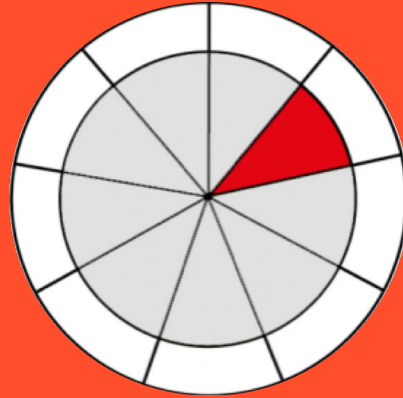


Red 1/2





click the pictures!



Red 3






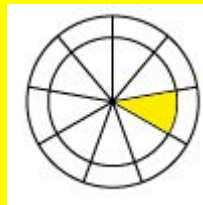


click the pictures!








Yellow

click the pictures!



Blue

click the
pictures!



Writing - Draw a picture then write about it!

Help students to write some stories (about 2-4 sentences) once a day.

Help them sound out the words and remind them of the sight words that they know. Focus on a full stop at the end of an idea and a capital letter at the beginning.

Some ideas of things you can write about include:

- If a dragon came to school
- If I were a princess
- The day I got lost in the bush
- My favourite sandwich.
-



Other tasks: copy words from around the house and practice writing their name full

Maths - Number and fractions

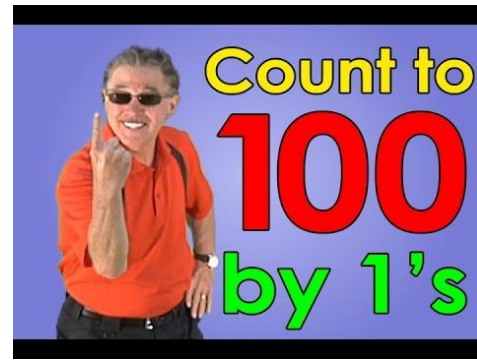
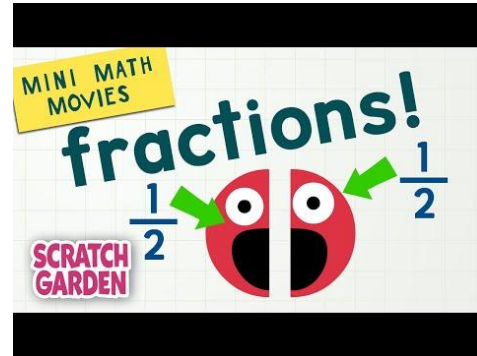
Your kids are learning about counting to 100. Numbers before and after 20 and counting in 2's you can play games with them asking and talking about numbers and play the linked songs.

DICE GAME: roll two dice Write an equation to match the dots you see eg $5+1=6$. Repeat this 10 times

Fractions

When we get back to school we are going to start learning about fractions! Here are some activities you can do at home to start learning about fractions-

- Help your grown up make a sandwich and cut it in half.
- Make a pile of 20 objects and split them into 2 and 4 equal groups. How many are in each group? How many would be in each group if there were 4 equal groups?
- Make a pile of 18 and 16 , how many equal groups can you make with these numbers





Maths - Number bonds to 10

[Link to a booklet on number bonds to 10](#)



$$0 + \square = 10$$

$$10 + 0 = \square$$

$$\square + 9 = 10$$

$$\square + 1 = 10$$

$$2 + 8 = \square$$

$$8 + \square = 10$$

$$\square + 7 = 10$$

$$7 + \square = 10$$

$$4 + \square = 10$$

$$6 + 4 = \square$$

$$5 + \square = 10$$

$$5 + 5 = \square$$

Challenge - Record your child doing their pepeha

This week it is Maori language week and your challenge is to record your child doing their pepeha and post it to the facebook page (or send it to your teacher). This might be something you also want to share with your Whanau as it is a special thing to learn and share.

PĒPEHA

Tena koutou

Ko _____ tōku pāpā
(My father's name is...)

Ko _____ tōku māmā
(My mother's name is...)

No _____ ahau
(I am...)

No _____ tōku whānau
(My family name is...)

Ko _____ tōku ingoa
(My name is...)

No reira
Tena koutou, tena koutou,
tena tatou katoa

Some songs in te reo maori



Some songs the tamariki love

Click the videos!

Where's the Monkey?



Fish and Chips
are for me



Bad Hair Day



Sausages and Custard

I'm just a puppy dog,
A happy kind of guy.
I'm not a fussy dog
But sometimes I could cry.
When other dogs get biscuit treats
And Pal and Champ and Jellymeat
I think – that would be great !
But you should see what's on my plate!
They give me



Fitness



Create an obstacle course in the backyard.

Go on a nice walk with your bubble, run around the backyard 5 times.

Some great videos for a wiggle are below!



Make a Jelly to share with your family

- Could you write down the steps you took to make your jelly, how did it taste?
- What could you add to the jelly to make it super tasty.



Have a go at making popcorn in a pot

Try adding:

Chocolate - brown and white

Smarties

Honey and butter

Be careful and get an adult to help you.









Extra activities

Try out the home learning tv links to the [schedule here](#) and TVNZ below.

Click the picture!



HOME LEARNING CHOICE BOARD

<p>Make a bird feeder outside for the hungry birds.</p>   <p>Scan this QR code for video directions.</p>	<p>Create a dance or exercise programme for your family.</p>	<p>Record your family tree and learn about your family history and whakapapa.</p>
<p>Label and learn te reo Māori words for items in your home or instructions for your family.</p>	<p>Help prepare a family dinner. This includes cleaning up too.</p>	<p>Using cardboard or paper, make a container to fit and carry a pizza.</p> 
<p>Work out a meal plan for your family and research how much money you will need for your shopping that week.</p> 	<p>Make a video interviewing a member of your family.</p>	<p>Fold the laundry pile and put it away.</p>
<p>Spend an hour outside and record the birds you see. Draw your favourite one.</p> 	<p>Make a cartoon book with a funny ending.</p>	

© Top Teaching tasks

Art

Give this fun art a try with the resources you already have at home!!

Find a selection of twigs, leaves and other natural resources and make a nature mobile. You will be surprised what you can find.

You will need some larger sticks for the top and some string or wool to tie everything Together.

Have a try at making a petal sand saucer.



Inquiry - all about Spring

Learning about the season of spring.

Watch some videos and talk to someone in your family about spring.



Learn the names of some spring things in Te Reo Maori

NGA WĀ O TE TAU
time of the year




Raumati

Ngahuru



Hōtoke



Puna

1. Summer // Say: Row-mah-tee
2. Autumn // Say: Nga-who-roo

3. Winter // Hoor-toh-keh
4. Spring // Poh-nah

TEACHER TALK

www.teachertalk.org.nz

Spring Vocabulary Mat Te Reo Maori



kōwhai tree
rākau kōwhai



lamb
reme



butterfly
pūrerehua



calf
kāwhe



duckling
pumua pāpera



chick
pipi



bee
pi



buds
nga tipu

twinkl
visit [twinkl.co.nz](http://www.twinkl.co.nz)






flowers
nga putiputi

Old BSLA phonics plus ready to read books

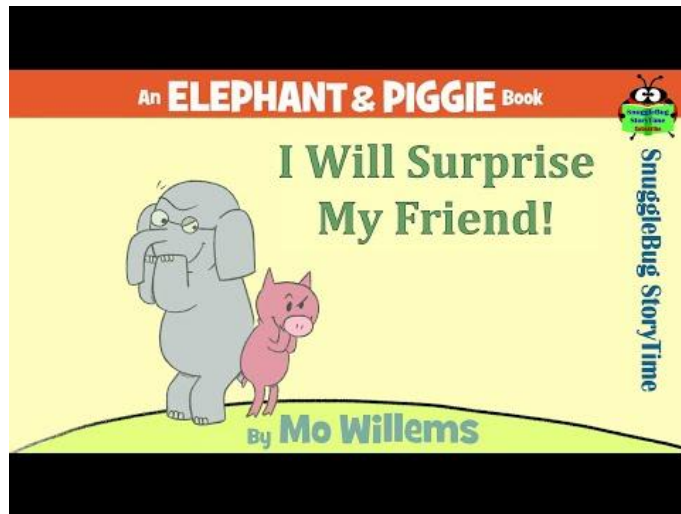

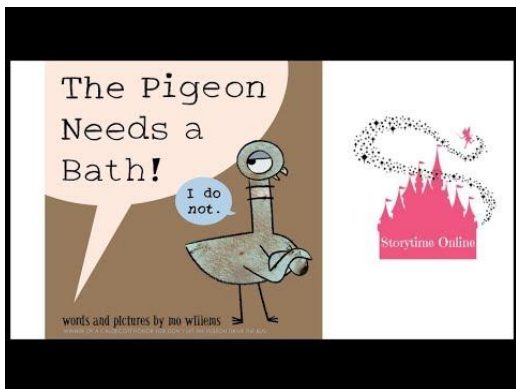

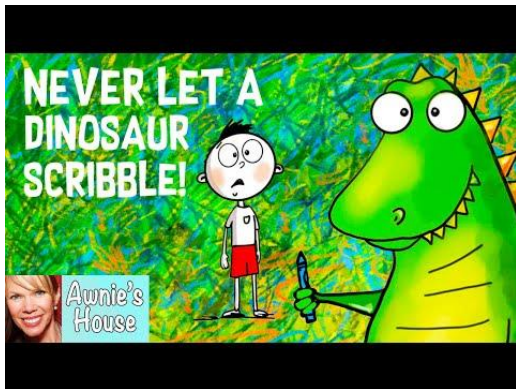
Letters from previous weeks this term

- M m, D d, A a
- P p, T t, O o
- C c, L l, E e
- N n, B b, U u
- S s, F f, I i
- G g, R r

Click on the Pictures



Listen to these stories!



Stay safe!

BE SILLY

BE HONEST

BE KIND.


- Ralph Waldo Emerson -

you're
AMAZING
just the way
YOU ARE

NZ Guidelines

Moist Breath Zone

A health and safety song for children going back to school after being quarantined at home



"Moist Breath Zone?" See the explanation at the end.

Click the video!