

T3 Week 9

HOME LEARNING



This powerpoint contains some ideas for home learning during lockdown. Aim to do about 40 mins of home learning a day completing **at least 4 activities** there is a [schedule idea on slide 3.](#)

Do what you can but above all else look after yourselves, stay safe and spend time with your whanau.

Connect



Room 11, 12 and 14 private Facebook page: Share your home learning here!

<https://www.facebook.com/groups/pukekohenorthroom11/about>

Please keep checking in on our facebook page, we will be adding lots of great things to do at home, and going live with story reading, mini lessons, and other fun things.

Whaea Robyn - Room 11

Ph: 0272358819

Email: rchavez@pukekohenorth.school.nz

Whaea Kiah - Room 14

Ph: 021770422

Email: ksaunders@pukekohenorth.school.nz

Suggested schedule

Optional extras

Phonics/ Handwriting: Practice writing and reading the letters and words of the week.

Te Reo: Practice your Pepeha and learn colours.

Writing: Write one sentence using the prompts
Practice writing name (first and last)

Manage myself - Do one job to help someone in my house. (Make my bed, tidy up, pick up litter, weed the garden, help with cooking/baking etc)

Short fruit break/ Fitness

Try one of the bonus activities

Reading - Read one of the books plus a read along if wanted.

Games: Play a game with your family and have lots of fun.
Eg eye spy, snakes and ladders, puzzle, lego,

Maths - Pick something from the slide or count things around the house.

Before bed: Read a story with someone in your house.

Hard Packs will hopefully have arrived last week for some more learning for you! -

The packs include stationery, reading books (e.g school journals), subject specific learning materials and fun activities.

Parent and whānau guidance is also included to support children learning from home.

- **Contact me if it hasn't arrived!**



Reading eggs

I highly recommend downloading reading eggs for your Tamariki they have a 30 day free trial and it gamifies learning so your kids won't even realise they are learning with all the fun they are having! It makes learning so much easier.

This also includes a trial for a maths and phonics version too!

<https://readingeggs.co.nz/parents/signup/>



An advertisement banner for Reading Eggs. On the left, the logo 'Reading eggs' is displayed in a colorful, bubbly font. The central focus is a large, friendly cartoon egg character with a smiling face, wearing a purple long-sleeved shirt and blue pants, waving its right hand. Surrounding the egg character are several other colorful farm animals, including a cow, a pig, a sheep, and a chicken. The background is a bright blue sky with white clouds and a green grassy field with pink and purple flowers. On the right side of the banner, the text 'Learn to Read with Reading Eggs!' is written in a large, pink, sans-serif font. Below this, in a smaller black font, it says 'The multi-award winning online reading program for ages 2-13.' At the bottom right, there is a purple button with the text 'FREE TRIAL' and a white right-pointing arrow.

Contents

- [Zoom](#)
- [Phonics](#)
- [Reading](#) - [Magenta](#), [Red](#)
- [Writing](#)
- [Maths](#)
- [Te Reo](#)
- [Fitness](#)
- [Songs](#)
- [Extra Activities](#)
- [Old phonics plus ready to read books](#)
- [Video stories](#)



Zoom

I am starting up zooms for everyone this week I will text out the link on the day and post it in the facebook page too.

Zoom is a great way to connect and get some learning done.

Zooms can be done on a device with a camera or a phone.

Please have ready the device and some pens and paper for the kids.

Can't wait to see you there!!!



ZOOM CHEAT SHEET FOR BEGINNERS

If you've never used ZOOM before, here are a few easy steps to get you started.

If you don't have a hyperlink:

1. Open up your web browser and log into Zoom.com
2. Click on join a meeting
3. Type in the meeting ID and click join
4. You may need to click on [open.zoom.us], especially the first time
5. Click join with computer audio

If you were given a hyperlink:

1. Click on the link and it should take you directly to the meeting.
2. Follow steps 4 & 5 as stated above.


Helpful Tips:

1. Your microphone and video controls are in the bottom left corner. Please keep on mute unless you are speaking.
2. If you are accessing Zoom from a tablet or your cell phone, you will need to first download the Zoom app.
3. At the top of the page, you will see other participants.
4. Please be respectful of others speaking and wait your turn.

Phonics - This week's focus: W w, H h

We are learning all about letters! We want to know the names of the letters, sounds they make and words they start with. Some activities you can do at home.

- Listen to and sing the phonics song 2
- Practice writing letters (chalk, pens, colours etc.)
- Play “I spy something starting with ... (letter sound)”
- Sound out words when reading and writing.
- **This weeks main letters are W w, H h.**
- Here are some words to sound out and write with your kids.
- Web, wing, wag, wink, wet, hat, hen, hit, hut, hand, waha, waka, hipi



This weeks focus words

wing	wet	hand	waka
wag	wink	waha	web
hut	hit	hat	hen

Can you match the focus words to a picture?




Phonics - cont

You can read the BSLA books that go with the phonics programme we are doing below. The link takes you to the book PDF and audio recording. Room 12 are reading the [Kakano - Seed Books](#)

This weeks book:

Click on the
Pictures



Reading

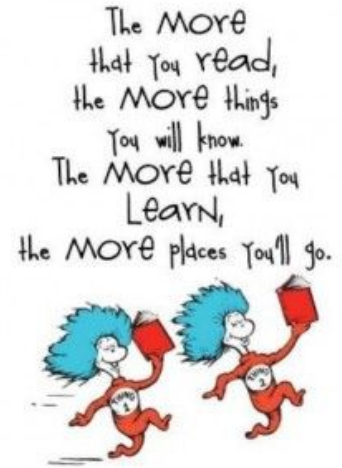
- Practice your kids sight words help them sound them out and once they know them they can practice writing them. (They are in their book bag if you don't have them or they learn them all and need the next sheet please let me know.)

Storyline Online

- Read stories to your child whenever you can you can go on youtube, [Epic](#) and [Storytime Online](#) for more books.

Click on
the links

- Read the [ready to read books](#) with your child, aiming for about one a day or the phonics ones on the previous slide. I will link them in the images on next slide.



Sight words

Magenta

- Zaira
- Valentino
- Romeo
- Wairua
- Peno
- Leeroy
- Rome
- Peroniyah
- James
- Grant
- Damien
- Manu

Basic Sight Words for Reading

Magenta

am	I
the	is
at	to
it	look
on	go
come	Mum
here	we
in	went
Dad	see
up	going
said	can

Sight Words

Red

Milly
Dalizae
Manana

Yellow

Zaiyn
Dalizae

Basic Sight Words for Reading

Red

my	there
as	oh
and	if
you	are
no	where
shouted	away
home	thank you
an	for

Basic Sight Words for Reading

Yellow

like	play
she	not
with	they
after	help
big	this
will	little



Students:

- Zaira
- Valentino
- Peno
- Romeo
- James
- Leeroy
- Periniyah
- Damien
- Manu

Magenta



Click the pictures!

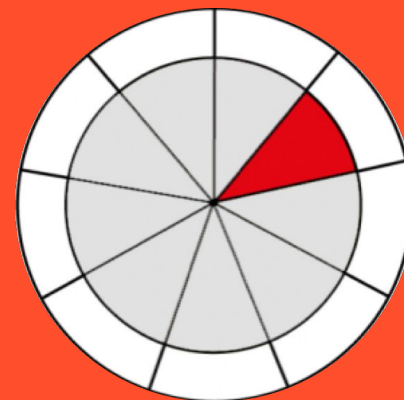





Students:

- Grant
- James
- Peno
- Wairua
- Rome
- Manaia
- Milly

Red 1/2

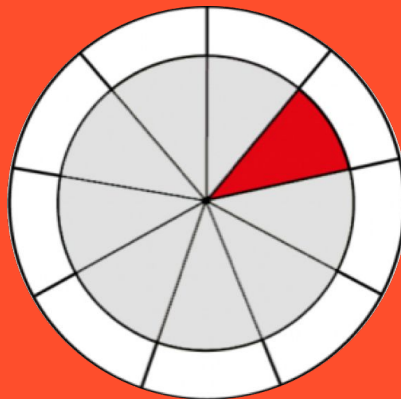
click the pictures!







Students:

- Dalizae
- Zaiyn

Red 3






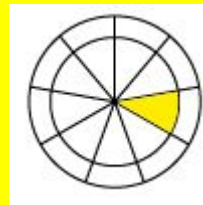


click the pictures!








Yellow

click the pictures!



Blue

click the pictures!



Writing - Draw a picture then write about it!

Help students to write some stories (about 1-2 sentences) once a day.

Help them sound out the words allowing them to trace over your writing or writing without tracing if they are more confident.

Some ideas of things you can write about include:

- What is your favourite movie and why?
- What is a food you like to make?
- How many people are in your family?
- Write a letter to someone special.



Other tasks: copy words from around the house and practice writing their name full

Maths - Number and fractions

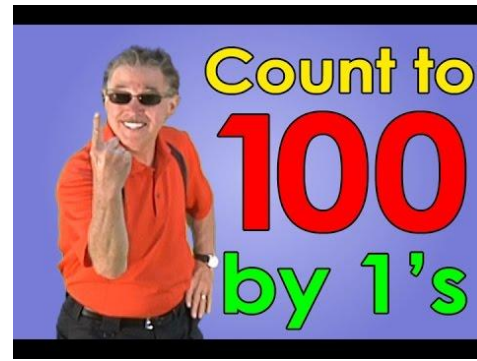
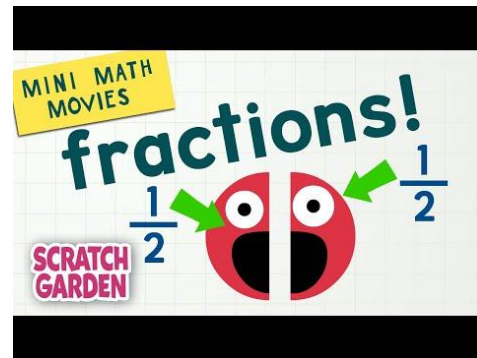
Your kids are learning about counting to 100. Numbers before and after 20 and counting in 2's you can play games with them asking and talking about numbers and play the linked songs.

DICE GAME: roll two dice Write an equation to match the dots you see eg $5+1=6$. Repeat this 10 times

Fractions

When we get back to school we are going to start learning about fractions! Here are some activities you can do at home to start learning about fractions-

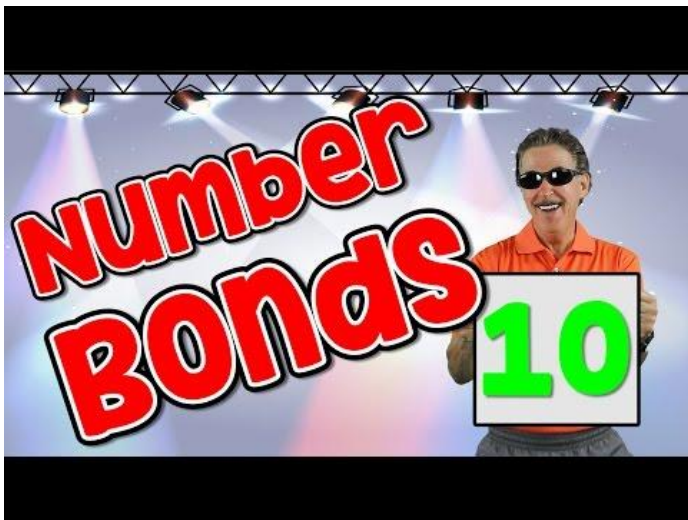
- Help your grown up make a sandwich and cut it in half.
- Make a pile of 10 objects and split them into 2 equal groups. How many are in each group? How many would be in each group if there were 4 equal groups?





Maths - Number bonds to 10

[Link to a booklet on number bonds to 10](#)



$$0 + \square = 10$$

$$10 + 0 = \square$$

$$\square + 9 = 10$$

$$\square + 1 = 10$$

$$2 + 8 = \square$$

$$8 + \square = 10$$

$$\square + 7 = 10$$

$$7 + \square = 10$$

$$4 + \square = 10$$

$$6 + 4 = \square$$

$$5 + \square = 10$$

$$5 + 5 = \square$$

Challenge - Record your child doing their pepeha

This week it is Maori language week and your challenge is to record your child doing their pepeha and post it to the facebook page (or send it to your teacher). This might be something you also want to share with your Whanau as it is a special thing to learn and share.

PĒPĒHA

Tena koutou

Ko _____ tōku pāpā
(My father's name is...)

Ko _____ tōku māmā
(My mother's name is...)

No _____ ahau
(I am...)

No _____ tōku whānau
(My family name is...)

Ko _____ tōku ingoa
(My name is...)

No reira
Tena koutou, tena koutou,
tena tatou katoa

Some songs in te reo maori



Some songs the tamariki in room 12 love

Click the videos!

Where's the Monkey?



Fish and Chips are for me



Bad Hair Day



Sausages and Custard

I'm just a puppy dog,
A happy kind of guy.
I'm not a fussy dog
But sometimes I could cry.
When other dogs get biscuit treats
And Pal and Champ and Jellymeat
I think – that would be great !
But you should see what's on my plate!
They give me



Fitness



Create an obstacle course in the backyard.

Go on a nice walk with your bubble, run around the backyard 5 times.

Some great videos for a wiggle are below!



Bake some delicious cookies

BEST EVER Chocolate Chip Cookies!

Ingredients

1 cup butter, softened	3 c. plain flour
1 cup white sugar	1 tsp. baking solda
1 cup packed brown sugar	2 tsp. hot water
2 eggs	1/2 tsp. salt
2 teaspoons vanilla extract	2 c. chocolate chips (I use at least 5 different kinds!)

Directions

Preheat oven to 350 degrees F (175 degrees C).

Cream together the butter, white sugar, and brown sugar until smooth. Beat in the eggs one at a time, then stir in the vanilla. Dissolve baking soda in hot water. Add to batter along with salt. Stir in flour & chocolate chips.. Drop by large spoonfuls onto ungreased pans.

Bake for about 10 minutes in the preheated oven, or until edges are nicely browned.



Treat your Mum

Can you make a foot spa for you mum - she deserves a treat.



Extra activities

Try out the home learning tv links to the [schedule here](#) and TVNZ below.

Click the picture!



HOME LEARNING CHOICE BOARD


Draw what you see outside your front door. 	Create an obstacle course outside and time yourself completing it.	Wash the windows in your lounge to be helpful or do another chore.
Make and decorate a shoebox into a dream bedroom or a little house.	Write instructions on how to make your favourite sandwich. 	Spend some time cloud watching. 
Create your own board game using recycled materials. 	Make a video giving a room tour of any room in your house. 	Take photos: do extreme closeups - sketch what you see in the photo. 
Go on the river walk or a bike ride. 	Make your pet or a soft toy its own bed or house. 	Write a song and perform it. 

© Top Teaching Tasks

Art

Give this fun art a try with the resources you already have at home!!

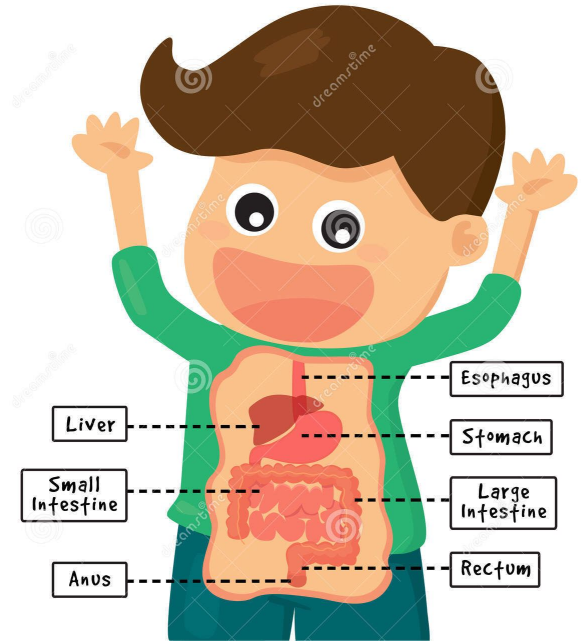
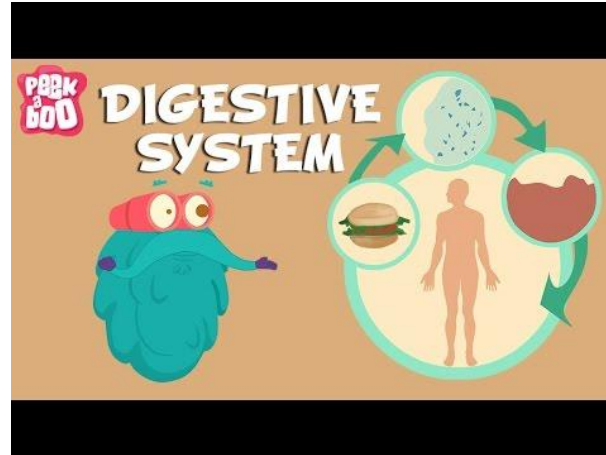
Find some coloured paper or colour in ordinary paper. Do some weaving and create a lovely pattern. If you bring these into school after lockdown I can laminate them for you to make a placemat.



Inquiry

Learning about the journey of food in our bodies!

Watch some videos and talk to someone in your body about the foods journey.



Learn the names of some food in te reo maori

He korero mo te kai

(Talking about food)






Old BSLA phonics plus ready to read books

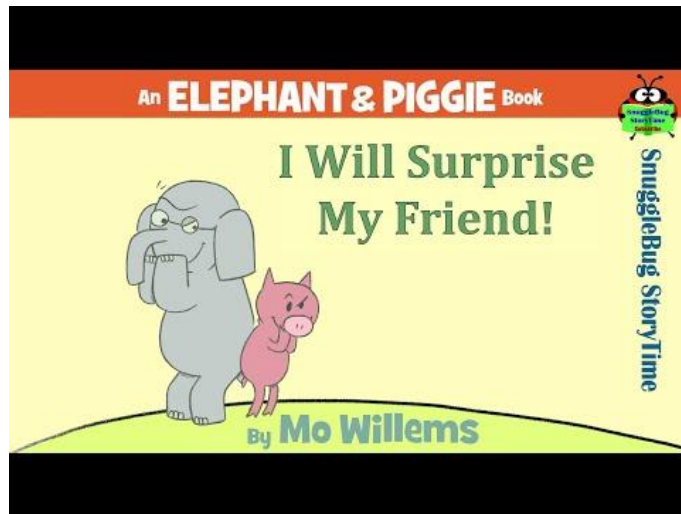

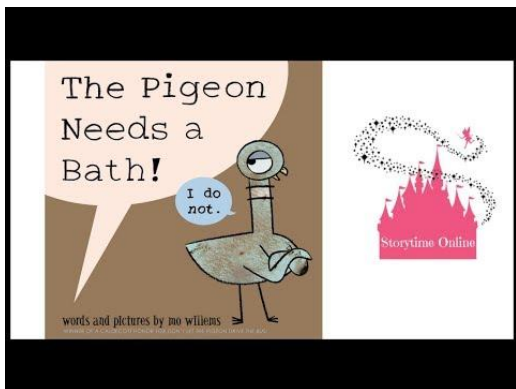

Letters from previous weeks this term

- M m, D d, A a
- P p, T t, O o
- C c, L l, E e
- N n, B b, U u
- S s, F f, I i
- G g, R r

Click on the Pictures



Listen to these stories!



Stay safe!

Have a safe lockdown message me if you need help with any of the resources. If there is interest I can run some zoom sessions. Hopefully we can be out of this quickly.



- Ralph Waldo Emerson -



NZ Guidelines

Moist Breath Zone

A health and safety song for children going back to school after being quarantined at home

