

T3 Week 8

# HOME LEARNING



This powerpoint contains some ideas for home learning during lockdown. Aim to do about 40 mins of home learning a day completing **at least 4 activities** there is a [schedule idea on slide 3.](#)

Do what you can but above all else look after yourselves, stay safe and spend time with your whanau.

# Connect with me



**Room 11, 12 and 14 private Facebook page:**  
Share your home learning here!

<https://www.facebook.com/groups/pukekohenthroom11/about>

Please keep checking in on our facebook page, we will be adding lots of great things to do at home, and going live with story reading, mini lessons, and other fun things.



**Whaea Jess:**

Ph: 02040035371

Email: [jmontgomery@pukekohenthroom11.school.nz](mailto:jmontgomery@pukekohenthroom11.school.nz)

## Suggested schedule

## Optional extras

**Phonics/ Handwriting**: Practice writing and reading the letters and words of the week.

**Te Reo**: Practice your Pepeha and learn colours.

**Writing**: Write one sentence using the prompts  
Practice writing name (first and last)

**Manage myself** - Do one job to help someone in my house. (Make my bed, tidy up, pick up litter, weed the garden, help with cooking/baking etc)

**Short fruit break/ Fitness**

**Try one of the bonus activities**

**Reading** - Read one of the books plus a read along if wanted.

**Games**: Play a game with your family and have lots of fun.  
Eg eye spy, snakes and ladders, puzzle, lego,

**Maths** - Pick something from the slide or count things around the house.

**Before bed**: Read a story with someone in your house.

# Hard Packs will hopefully have arrived last week for some more learning for you! -

The packs include stationery, reading books (e.g school journals), subject specific learning materials and fun activities.

Parent and whānau guidance is also included to support children learning from home.

- **Contact me if it hasn't arrived!**



# Reading eggs

I highly recommend downloading reading eggs for your Tamariki they have a 30 day free trial and it gamifies learning so your kids won't even realise they are learning with all the fun they are having! It makes learning so much easier.

This also includes a trial for a maths and phonics version too!

<https://readingeggs.co.nz/parents/signup/>

A colorful advertisement banner for Reading Eggs. On the left, the 'Reading eggs' logo is displayed. The central focus is a large, friendly cartoon egg character with a face, arms, and legs, wearing a purple shirt and blue pants, waving. Surrounding the egg are several other cute, colorful cartoon animals including a cow, a pig, a duck, and a bear. The background is a bright blue sky with white clouds and a green grassy field with pink and purple flowers. On the right side, the text 'Learn to Read with Reading Eggs!' is written in a large, pink, playful font. Below this, it says 'The multi-award winning online reading program for ages 2-13.' At the bottom right, there is a purple button with the text 'FREE TRIAL' and a right-pointing arrow.

# Contents

- [Zoom](#)
- [Phonics](#)
- [Reading](#) - [Magenta](#), [Red](#)
- [Writing](#)
- [Maths](#)
- [Te Reo](#)
- [Fitness](#)
- [Songs](#)
- [Extra Activities](#)
- [Old phonics plus ready to read books](#)
- [Video stories](#)





# Zoom

I am starting up zooms for everyone this week I will text out the link on the day and post it in the facebook page too.

Zoom is a great way to connect and get some learning done.

Zooms can be done on a device with a camera or a phone.

Please have ready the device and some pens and paper for the kids.

Can't wait to see you there!!!



## ZOOM CHEAT SHEET FOR BEGINNERS

If you've never used ZOOM before, here are a few easy steps to get you started.

### *If you don't have a hyperlink:*

1. Open up your web browser and log into Zoom.com
2. Click on join a meeting
3. Type in the meeting ID and click join
4. You may need to click on [open.zoom.us], especially the first time
5. Click join with computer audio

### *If you were given a hyperlink:*

1. Click on the link and it should take you directly to the meeting.
2. Follow steps 4 & 5 as stated above.

### Helpful Tips:

1. Your microphone and video controls are in the bottom left corner. Please keep on mute unless you are speaking.
2. If you are accessing Zoom from a tablet or your cell phone, you will need to first download the Zoom app.
3. At the top of the page, you will see other participants.
4. Please be respectful of others speaking and wait your turn.

# Zoom and FB live Schedule Week



*Sessions will be between about 30 mins depending on engagement and content.*

They will all be posted on the fb page and I will also send out the links as a text the night before or morning of.

Sessions are being run by all the junior teachers for everyone to join and there are also some full school assemblies.

**Feel free to email or text me feedback or any requests around times and content.**






# Phonics - This week's focus: W w, H h

We are learning all about letters! We want to know the names of the letters, sounds they make and words they start with. Some activities you can do at home.

- Listen to and sing the phonics song 2
- Practice writing letters (chalk, pens, colours etc.)
- Play “I spy something starting with ... (letter sound)”
- Sound out words when reading and writing.
- **This weeks main letters are W w, H h.**
- Here are some words to sound out and write with your kids.
- Web, wing, wag, wink, wet, hat, hen, hit, hut, hand, waha, waka, hipi



## **This weeks focus words**

wing

wet

hand

waka

wag

wink

waha

web

hut

hit

hat

hen

# Can you match the focus words to a picture?




# Phonics - cont

You can read the BSLA books that go with the phonics programme we are doing below. The link takes you to the book PDF and audio recording. Room 12 are reading the [Kakano - Seed Books](#)

This weeks book:

Click on the  
Pictures



# Reading

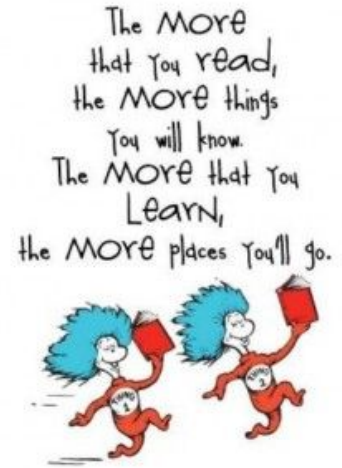
- Practice your kids sight words help them sound them out and once they know them they can practice writing them. (They are in their book bag if you don't have them or they learn them all and need the next sheet please let me know.)

Storyline Online

- Read stories to your child whenever you can you can go on youtube, [Epic](#) and [Storytime Online](#) for more books.

Click on  
the links

- Read the [ready to read books](#) with your child, aiming for about one a day or the phonics ones on the previous slide. I will link them in the images on next slide.



# Sight words

## Magenta

- Zaira
- Valentino
- Romeo
- Wairua
- Peno
- Leeroy
- Rome
- Peroniyah
- James
- Grant
- Damien
- Manu

## Basic Sight Words for Reading

### Magenta

am	I
the	is
at	to
it	look
on	go
come	Mum
here	we
in	went
Dad	see
up	going
said	can



# Sight Words

## Red

Milly  
Dalizae  
Manana

## Yellow

Zaiyn  
Dalizae

### Basic Sight Words for Reading

#### Red

my	there
as	oh
and	if
you	are
no	where
shouted	away
home	thank you
an	for

### Basic Sight Words for Reading

#### Yellow

like	play
she	not
with	they
after	help
big	this
will	little



## Students:

- Zaira
- Valentino
- Peno
- Romeo
- James
- Leeroy
- Periniyah
- Damien
- Manu

# Magenta



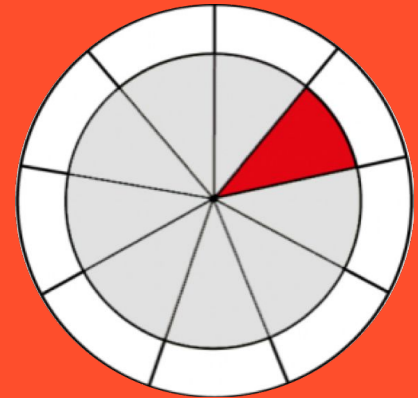


Click the pictures!



**Students:**

- Grant
- James
- Peno
- Wairua
- Rome
- Manaia
- Milly

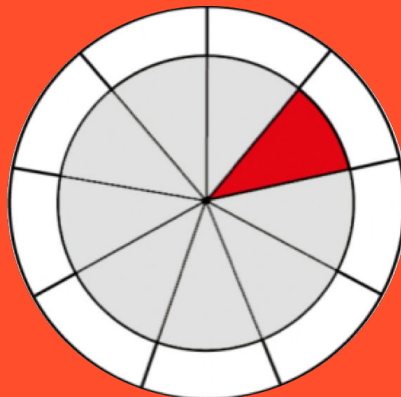
# Red 1/2







**Students:**

- Dalizae
- Zaiyn

# Red 3



click the pictures!



# Writing - Draw a picture then write about it!

Help students to write some stories (about 1-2 sentences) once a day.

Help them sound out the words allowing them to trace over your writing or writing without tracing if they are more confident.

**Some ideas of things you can write about include:**

- What is your favourite movie and why?
- What is a food you like to make?
- How many people are in your family?
- Write a letter to someone special.



Other tasks: copy words from around the house and practice writing their name full



# Maths - Number and fractions

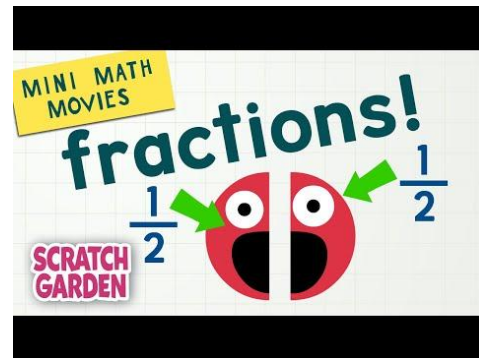
Your kids are learning about counting to 100. Numbers before and after 20 and counting in 2's you can play games with them asking and talking about numbers and play the linked songs.

**DICE GAME:** roll two dice Write an equation to match the dots you see eg  $5+1=6$ . Repeat this 10 times

## Fractions

When we get back to school we are going to start learning about fractions! Here are some activities you can do at home to start learning about fractions-

- Help your grown up make a sandwich and cut it in half.
- Make a pile of 10 objects and split them into 2 equal groups. How many are in each group? How many would be in each group if there were 4 equal groups?

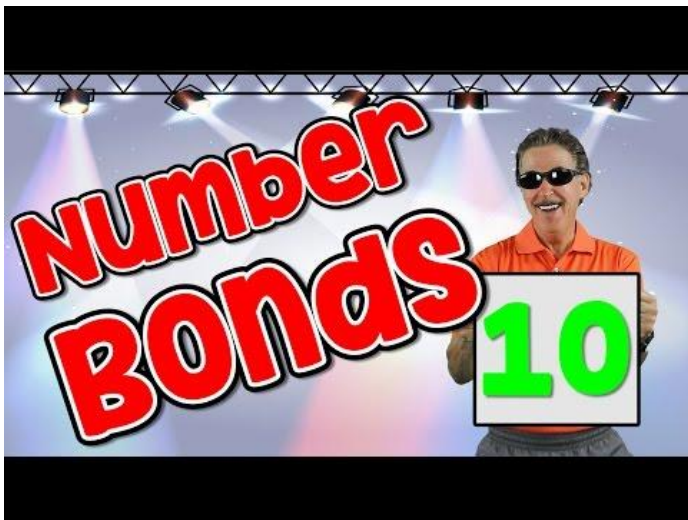






# Maths - Number bonds to 10

[Link to a booklet on number bonds to 10](#)



$$0 + \square = 10$$

$$10 + 0 = \square$$

$$\square + 9 = 10$$

$$\square + 1 = 10$$

$$2 + 8 = \square$$

$$8 + \square = 10$$

$$\square + 7 = 10$$

$$7 + \square = 10$$

$$4 + \square = 10$$

$$6 + 4 = \square$$

$$5 + \square = 10$$

$$5 + 5 = \square$$

# Whakanuia te Wiki o Te Reo Māori

## Celebrate Māori Language Week



## Challenge - Record your child doing their pepeha

This week it is Maori language week and your challenge is to record your child doing their pepeha and post it to the facebook page (or send it to your teacher). This might be something you also want to share with your Whanau as it is a special thing to learn and share.

**PĒPĒHA**

Tena koutou

Ko \_\_\_\_\_ tōku pāpā  
(My father's name is...)

Ko \_\_\_\_\_ tōku māmā  
(My mother's name is...)

No \_\_\_\_\_ ahau  
(I am...)

No \_\_\_\_\_ tōku whānau  
(My family name is...)


Ko \_\_\_\_\_ tōku ingoa  
(My name is...)

No reira  
Tena koutou, tena koutou,  
tena tatou katoa

# Some songs in te reo maori







# Te Wiki o te Reo Māori!

13th - 19th Mahuru 2021

\* How to introduce yourself in te reo Māori

<https://www.youtube.com/watch?v=Tm2vf2XoiWs>

Watch this video to learn about the history of te reo Māori

<https://www.youtube.com/watch?v=-EU1l3LTd4>

\* Play this quick quiz from Te Papa

<https://www.tepapa.govt.nz/discover-collections/read-watch-play/maori/te-reo-maori-quiz>

and this longer one from Newshub

<https://tinyurl.com/zs54mmc8>

\* Learn some kīwaha (sayings) here

<https://www.youtube.com/watch?v=QOZmnOd2EnI>

Te Arapū Māori		
<b>Aa</b> āporo apple		<b>Ee</b> ēkara eagle
<b>Hh</b> hēki eggs		<b>Ii</b> ika fish
<b>Kk</b> kororā penguin		<b>Mm</b> marama moon
<b>Nn</b> niho tooth		<b>Oo</b> oma run
<b>Pp</b> pūrehua butterfly		<b>Rr</b> rōhi rose
<b>Tt</b> taiapa fence		<b>Uu</b> ua rain
<b>Ww</b> wāna swan		<b>Wh</b> wheke octopus

Pureihia tēnei Kahoot!



<https://tinyurl.com/2853896s>



# Some songs the tamariki in room 12 love

Click the videos!

## Where's the Monkey?



## Fish and Chips are for me



## Bad Hair Day



## Sausages and Custard

I'm just a puppy dog,  
A happy kind of guy.  
I'm not a fussy dog  
But sometimes I could cry.  
When other dogs get biscuit treats  
And Pal and Champ and Jellymeat  
I think – that would be great !  
But you should see what's on my plate!  
They give me ....





# Fitness



Create an obstacle course in the backyard.

Go on a nice walk with your bubble, run around the backyard 5 times.

Some great videos for a wiggle are below!



# Extra activities

Try out the home learning tv links to the [schedule here](#) and TVNZ below.

Click the picture!



## HOME LEARNING CHOICE BOARD


Draw what you see outside your front door. 	Create an obstacle course outside and time yourself completing it.	Wash the windows in your lounge to be helpful or do another chore.
Make and decorate a shoebox into a dream bedroom or a little house.	Write instructions on how to make your favourite sandwich. 	Spend some time cloud watching. 
Create your own board game using recycled materials. 	Make a video giving a room tour of any room in your house. 	Take photos: do extreme closeups - sketch what you see in the photo. 
Go on the river walk or a bike ride. 	Make your pet or a soft toy its own bed or house. 	Write a song and perform it. 

© Top Teaching Tasks

# Art

Give this fun art a try with the resources you already have at home!!

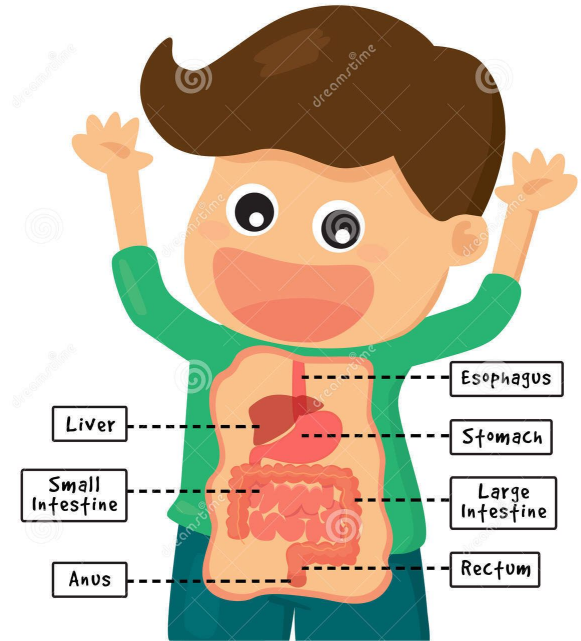
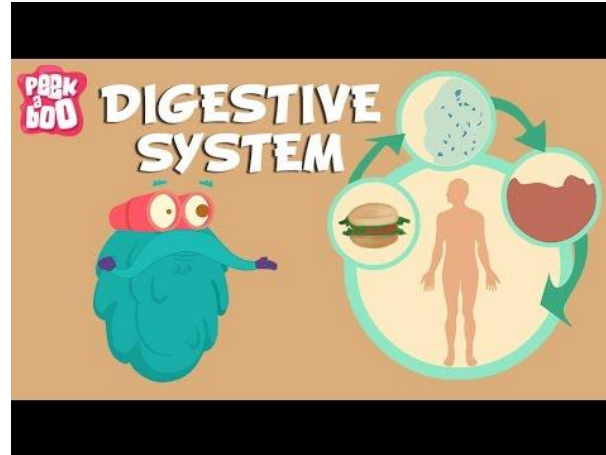
Find some coloured paper or colour in ordinary paper. Do some weaving and create a lovely pattern. If you bring these into school after lockdown I can laminate them for you to make a placemat.



# Inquiry

Learning about the journey of food in our bodies!

Watch some videos and talk to someone in your body about the foods journey.





# Learn the names of some food in te reo maori

## He korero mo te kai

(Talking about food)



āporo



panana



rōpere



ārani



paukena



rīwai



tōmato



riki



pīni



rētihi



parāoa



kīkini



huakiwi



kāroti



tihi



hēki



aihikirimi



tiakarete



Also available:  
Go Zone "Kai"  
iSite "Hangi"



Call us on 0800 849 971 for other great teaching resources! [www.newszone.co.nz](http://www.newszone.co.nz)

**Here is a karakia you might like to learn for Maori language week to say before eating a meal in your house. (You might want to reduce the speed of the video to help).**

Karakia Mo te Kai (Grace)

Whakapaingia ēnei kai (Bless our Food)

Hei oranga mo ō mātou tinana (As well being for our bodies)

Whāngaia ō mātou wairua (Feed our spirit)

Ki te taro o te ora (With the food of wellness)

Ko Ihu Karaiti tō mātou kaiwhakaora (For Jesus Christ our Healer)

Āmine (Amen)









# Old BSLA phonics plus ready to read books

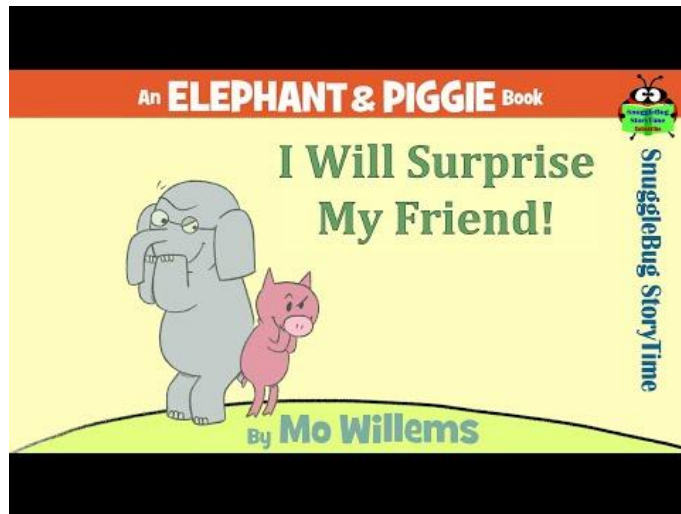

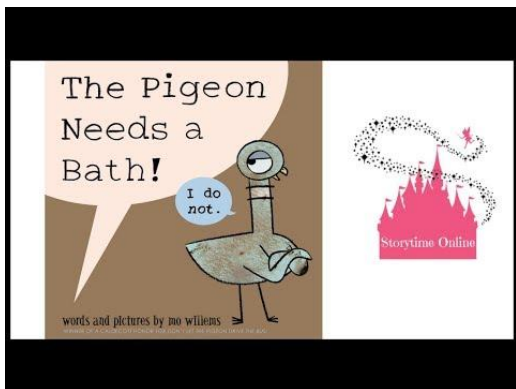

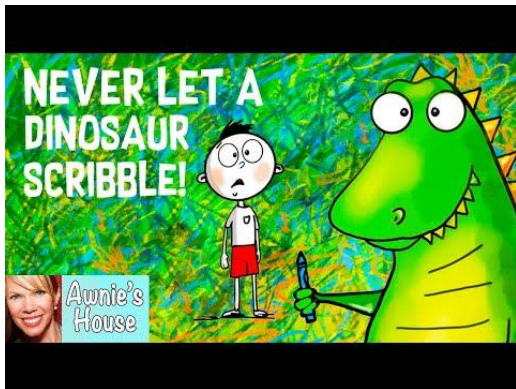
Letters from previous weeks this term

- M m, D d, A a
- P p, T t, O o
- C c, L l, E e
- N n, B b, U u
- S s, F f, I i
- G g, R r

Click on the Pictures



# Listen to these stories!



# Stay safe!

Have a safe lockdown message me if you need help with any of the resources. If there is interest I can run some zoom sessions. Hopefully we can be out of this quickly.



- Ralph Waldo Emerson -



NZ Guidelines

## Moist Breath Zone

A health and safety song for children going back to school after being quarantined at home

