

Week 5

HOME LEARNING

This powerpoint contains some ideas for home learning during lockdown. Aim to do about 40 mins of home learning a day completing **at least 4 activities** there is a [schedule idea on slide 3.](#)

Do what you can but above all else look after yourselves, stay safe and spend time with your whanau.

Connect with me



Room 11, 12 and 14 private Facebook page:
Share your home learning here!

<https://www.facebook.com/groups/pukekohenorthroom11/about>

Please keep checking in on our facebook page, we will be adding lots of great things to do at home, and going live with story reading, mini lessons, and other fun things.



Whaea Jess:

Ph: 02040035371

Email: jmontgomery@pukekohenorth.school.nz

Main potential schedule

Other

Phonics/ Handwriting: Practice writing and reading the letters and words of the week.

Te Reo: Practice your Pepeha and greetings

Writing: Write one sentence using the prompts
Practice writing name (first and last)

Manage myself - Do one job to help someone in my house. (Make my bed, tidy up, pick up litter, weed the garden, help with cooking/baking etc)

Short fruit break/ Fitness

Try one of the bonus activities

Reading - Read one of the books plus a read along if wanted.

Games: Play a game with your family and have lots of fun.
Eg eye spy, snakes and ladders, puzzle, lego,

Maths - Pick something from the slide or count things around the house.

Before bed: Read a story with someone in your house.

Contents


- [Phonics](#)
- [Reading](#) - [Magenta](#), [Red](#)
- [Writing](#)
- [Maths](#)
- [Te Reo](#)
- [Fitness](#)
- [Songs](#)
- [Extra Activities](#)
- [Old phonics plus ready to read books](#)
- [Video stories](#)



Phonics - This week's focus: N n, B b, U u

We are learning all about letters! We want to know the names of the letters, sounds they make and words they start with. Some activities you can do at home.

- Listen to and sing the phonics song 2
- Practice writing letters (chalk, pens, colours etc.)
- Play “I spy something starting with ... (letter sound)”
- Sound out words when reading and writing.
- **This weeks main letters are N n, B b, U u.**
- Here are some words to sound out and write with your kids.
- Nap, nut, nan, niho, noke, noho, bat, bug, bun, bed, bin



This weeks focus words

bug

bun

bin

bed

Nat

nan

nap

nut


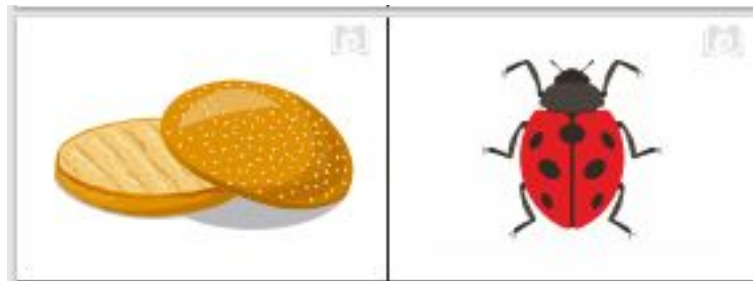

niho

noho

bat

net

Can you match the focus words to a picture?





Phonics - cont

You can read the BSLA books that go with the phonics programme we are doing below. The link takes you to the book PDF and audio recording. Room 12 are reading the [Kakano - Seed Books](#)

This weeks books:

Click on the
Pictures



Reading

- Practice your kids sight words help them sound them out and once they know them they can practice writing them. (They are in their book bag if you don't have them or they learn them all and need the next sheet please let me know.)
- Read stories to your child whenever you can you can go on youtube, [Epic](#) and [Storytime Online](#) for more books.
- Read the [ready to read books](#) with your child, aiming for about one a day or the phonics ones on the previous slide. I will link them in the images on next slide.



Click on
the links











Storyline Online

Students:

- Zaira
- Valentino
- Peno
- Romeo
- James
- Leeroy
- Periniyah
- Damien
- Manu

Magenta







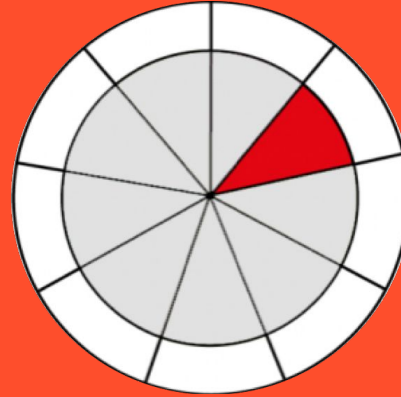









Students:






- Wairua
- Dalizae
- Zaiyn
- Rome
- Grant
- Manaia
- Milly
- James
- Peno

Red

click the
pictures!







Writing - Draw a picture then write about it!

Help students to write some stories (about 1-2 sentences) once a day.

Help them sound out the words allowing them to trace over your writing or writing without tracing if they are more confident. Some ideas of things you can write about include:

- Who is in my bubble?
- What is something fun I did today?
- What is my favorite food and why?
- What is the best thing about lockdown?
- What is the worst thing about lockdown?

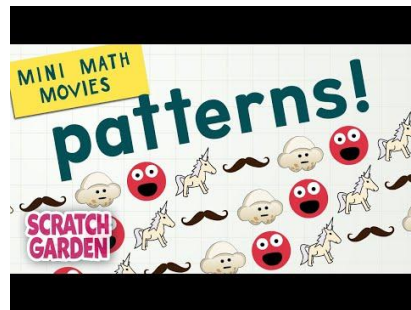


Other tasks: copy words from around the house and practice writing their name.

Maths

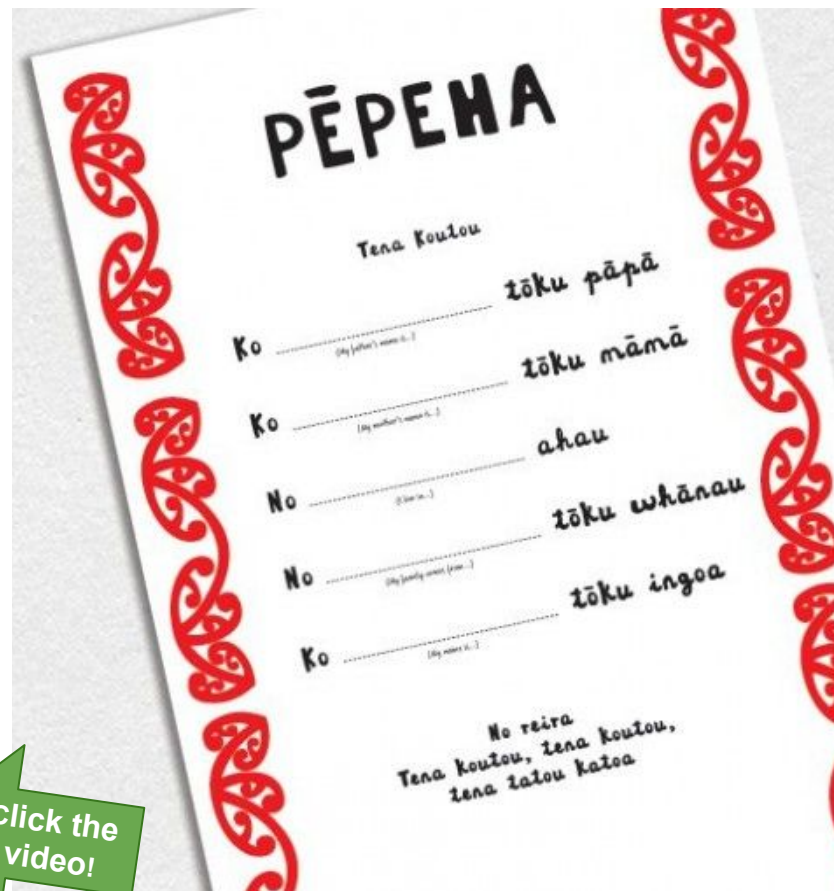
Your kids are learning about counting to 100. Numbers before and after 20 and counting in 2's you can play games with them asking and talking about numbers and play the linked songs.

They are also learning about patterns. Can you make a pattern with items around the house and take a picture of it? What patterns can you find around the house?



Te Reo Maori

- Encourage your child to practice their Pepeha.
Discuss greetings in Te reo maori



Greetings - Ngā Mihi Mihi

Goodbye.

(from the person leaving)

E noho rā.

or

Hei kōnei rā.



Goodbye.

(from the person staying)

Haere rā.



Goodbye.

(from the person staying, sitting)

Noho ake rā.



How are you?

Kei te pēwhea koe?

I'm fine.

Kei te pai.



Have a good day.

Kia pai te rā.



I will see you later.

Ka kite au i a
koe ākuanei.



I'm off/going now.

Hei kōnei hei kōna.

Ngā Mihi Mihi

Kia ora.



Ata mārie.



Ahiahī mārie.



Pō mārie.



Tēna koe.



Tēna kōrua.





Tēna koutou.



Some songs the tamariki in room 12 love

Click the videos!



Fitness

Create an obstacle course in the backyard.

Go on a nice walk with your bubble, run around the backyard 5 times

Some great videos for a wiggle are below!

Click the videos!



Extra activities

Try out the home learning tv links to the [schedule here](#) and TVNZ below.

Click the picture!



HOME LEARNING CHOICE BOARD

<p>Write a letter to an elderly relative or friend.</p> 	<p>Find an object from around the house beginning with every letter of the alphabet.</p> 	<p>Help your parent or caregiver to mow the lawn.</p> 
<p>Be in charge of your household recycling (reduce, reuse, recycle).</p> 	<p>Bake a cake using a cook book or online recipe. Follow each step and measurement carefully.</p> 	<p>Turn off the lights! Grab a torch and read in the dark.</p> 
<p>Design your dream bedroom. Draw your design.</p> 	<p>Make a video reading your favourite picture book. Share it with someone who would enjoy it.</p> 	<p>Get outside! Build a fort, climb a tree, jump on the tramp, kick a ball around - have fun!</p> 
<p>Have a paper airplane challenge with your family. Whose plane can fly best?</p> 	<p>Help your parent or caregiver plan the grocery list for the week.</p> 	<p>Hide five toys around your house. Create a scavenger hunt with clues for someone to find them.</p>

©TopTeachingTasks

Design a facemask!

Can you design a face mask using things you can find in your home. Take a photo of yourself wearing it and get someone to help you send it to your teacher.

Winners will be announced on the Junior School Facebook page.




Old BSLA phonics plus ready to read books

Letters from
previous weeks this
term




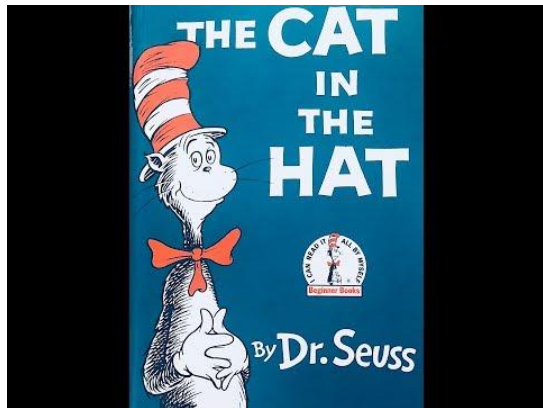
- M m, D d, A a
- P p, T t, O o
- C c, L l, E e

Click on the
Pictures



Listen to these stories!

Click the videos!



Stay safe!

Have a safe lockdown message me if you need help with any of the resources. If there is interest I can run some zoom sessions. Hopefully we can be out of this quickly.

