

T3 Week 6

HOME LEARNING

This powerpoint contains some ideas for home learning during lockdown. Aim to do about 40 mins of home learning a day completing **at least 4 activities** there is a [schedule idea on slide 3.](#)

Do what you can but above all else look after yourselves, stay safe and spend time with your whanau.

Connect



Room 11, 12 and 14 private Facebook page: Share your home learning here!

<https://www.facebook.com/groups/pukekohenthroom11/about>

Please keep checking in on our facebook page, we will be adding lots of great things to do at home, and going live with story reading, mini lessons, and other fun things.

Whaea Robyn - Room 11

Ph: 0272358819

Email: rchavez@pukekohenorth.school.nz

Whaea Kiah - Room 14

Ph: 021770422

Email: ksaunders@pukekohenorth.school.nz

Main potential schedule	Other
<u>Phonics/ Handwriting</u> : Practice writing and reading the letters and words of the week.	<u>Te Reo</u> : Practice your Pepeha and learn colours.
<u>Writing</u> : Write one sentence using the prompts Practice writing name (first and last)	Manage myself - Do one job to help someone in my house. (Make my bed, tidy up, pick up litter, weed the garden, help with cooking/baking etc)
Short fruit break/ <u>Fitness</u>	<u>Try one of the bonus activities</u>
<u>Reading</u> - Read one of the books plus a <u>read along</u> if wanted.	Games : Play a game with your family and have lots of fun. Eg eye spy, snakes and ladders, puzzle, lego,
<u>Maths</u> - Pick something from the slide or count things around the house.	Before bed : Read a story with someone in your house.

Contents


- [Phonics](#)
- [Reading](#) - [Magenta](#), [Red](#)
- [Writing](#)
- [Maths](#)
- [Te Reo](#)
- [Fitness](#)
- [Songs](#)
- [Extra Activities](#)
- [Old phonics plus ready to read books](#)
- [Video stories](#)



Phonics - This week's focus: S s, F f, I i

We are learning all about letters! We want to know the names of the letters, sounds they make and words they start with. Some activities you can do at home.

- Listen to and sing the phonics song 2
- Practice writing letters (chalk, pens, colours etc.)
- Play “I spy something starting with ... (letter sound)”
- Sound out words when reading and writing.
- **This weeks main letters are S s, F f, I i.**
- Here are some words to sound out and write with your kids.
- Sit, slip, sip, snip, stamp, fish, frog, flip, frost, flag.



This weeks focus words

flag

flip

snip

sit

frog

frost

stamp

sip


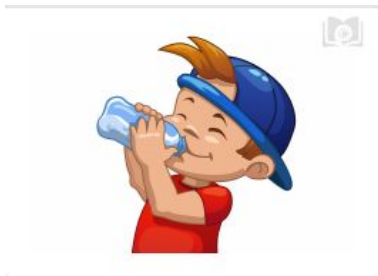
slip

gran

noke

fish

Can you match the focus words to a picture?




Phonics - cont

You can read the BSLA books that go with the phonics programme we are doing below. The link takes you to the book PDF and audio recording. Room 12 are reading the [Kakano - Seed Books](#)

This weeks book:

Click on the
Pictures



Reading

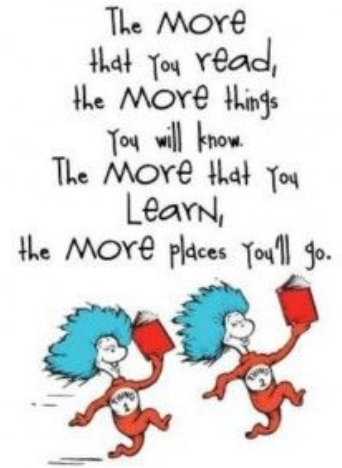
- Practice your kids sight words help them sound them out and once they know them they can practice writing them. (They are in their book bag if you don't have them or they learn them all and need the next sheet please let me know.)

Storyline Online

- Read stories to your child whenever you can you can go on youtube, [Epic](#) and [Storytime Online](#) for more books.

Click on
the links





- Read the [ready to read books](#) with your child, aiming for about one a day or the phonics ones on the previous slide. I will link them in the images on next slide.






Students:

- Zaira
- Valentino
- Peno
- Romeo
- James
- Leeroy
- Periniyah
- Damien
- Manu

Magenta








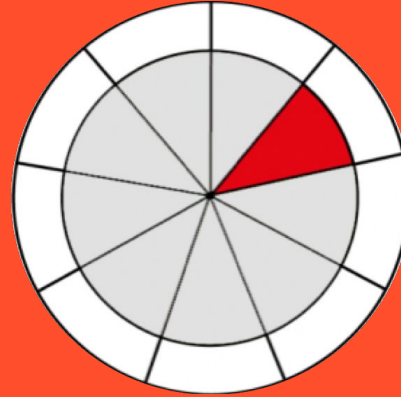










Students:






- Wairua
- Dalizae
- Zaiyn
- Rome
- Grant
- Manaia
- Milly
- James
- Peno

Red

click the
pictures!






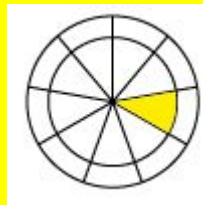











Yellow

click the pictures!



Blue

click the
pictures!



Writing - Draw a picture then write about it!

Help students to write some stories (about 1-2 sentences) once a day.

Some ideas of things you can write about include:

- What is something interesting I saw in my walk today?
- Why is washing your hands so important?
- Write a thank you letter to an essential worker
- What is your favourite toy and why?
- What is the yummiest thing you have eaten this week
- My favourite dinner?
- How to make a milo?
- Why vegetables are good for you?
- Make a list of as many fruits as you can
- Make a pretend supermarket shopping list
- Write a letter to someone in your class and post to the facebook group
- Draw a picture of your pet and label all the parts of its body.



Other tasks: copy words from around the house, write out sight words from the lists on the next slides.

-

Sight Words

Basic Sight Words for Reading

Red

my	there
as	oh
and	if
you	are
no	where
shouted	away
home	thank you
an	for

Basic Sight Words for Reading

Yellow

like	play
she	not
with	they
after	help
big	this
will	little

Maths

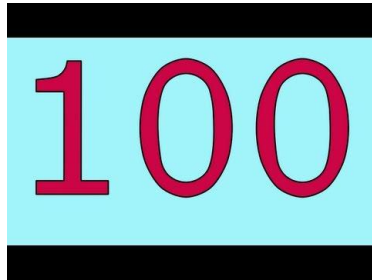

Your kids are learning about counting to 100. Numbers before and after 20 and counting in 2's you can play games with them asking and talking about numbers and play the linked songs.



DICE GAME: roll two dice

Write an equation to match the dots you see eg $5+1=6$. Repeat this 10 times

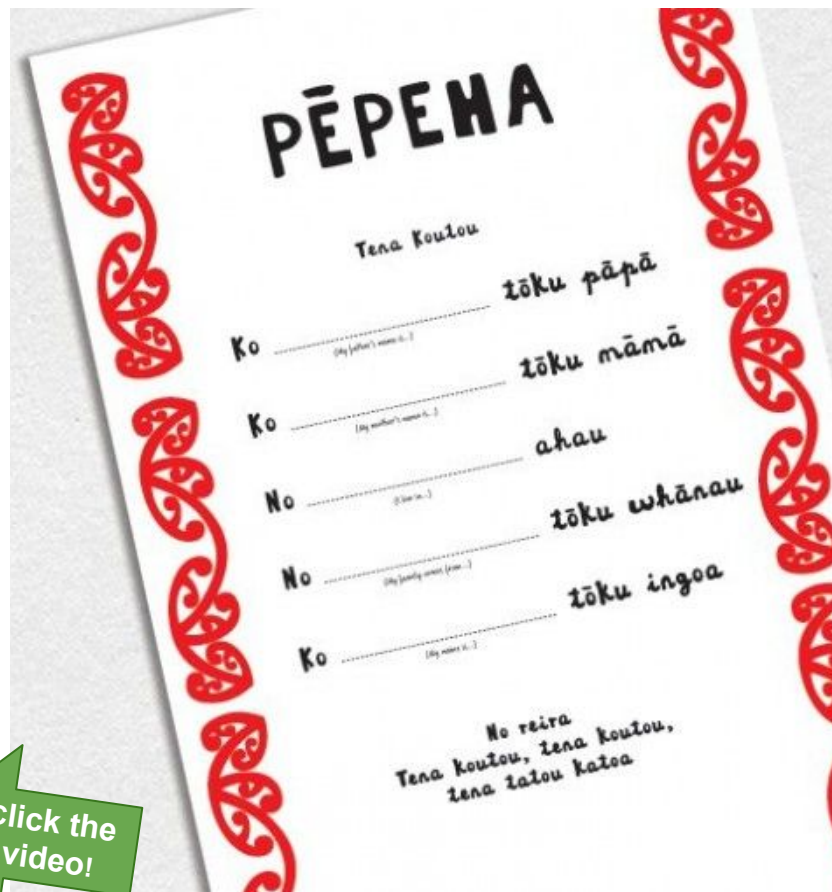
They are also learning about patterns. Can you make a pattern with items around the house and take a picture of it? What patterns can you find around the house?



Te Reo Maori

- Encourage your child to practice their Pepeha.

Colours - learn the different colours in Te Reo Maori. Can you find something in your house with each colour and show it to someone in your bubble?



Ngā Tae



CRAYONS



10 colour crayons labeled in Maori & English
Made in Aotearoa. www.justgreatdesign.com

JD JUST GREAT DESIGN

Inquiry

How much sugar ??

1 Tsp of sugar is equal to 5grams

Can you look in your fridge and pantry and find out how many teaspoons of sugar in foods that you eat.



Make a RAIN meter

Can you find something in your home to make a rain meter to measure how much rain we have had.



Observation

Lay on your grass, try to really quiet and really still, close your eyes.

What can you hear?

Open your eyes.

What can you see?



Make a healthy drink

Can you make a smoothie?

Home made lemonade

Fresh squeezed orange juice.



Some songs the tamariki in room 12 love

Click the videos!



Fitness



Create an obstacle course in the backyard.

Go on a nice walk with your bubble, run around the backyard 5 times

Some great videos for a wiggle are below!









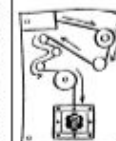


Extra activities

Try out the home learning tv links to the [schedule here](#) and TVNZ below.

click the picture!



HOME LEARNING CHOICE BOARD

<p>Take a photo close up of something, then write about it. What is it? What is it used for? Where did it come from?</p> 	<p>Find some leaves 🍁 and do some leaf rubbings.</p> 	<p>Find 20 small objects from around the house and put them onto a tray. Sort them by colour, size, and use. Put them in order from lightest to darkest, lightest to heaviest, softest to hardest.</p> 
<p>Draw your favourite animal. Combine the features of two animals into one new animal.</p>	<p>Create a new smoothie or milkshake. Write out the recipe. Follow the recipe to try your new drink.</p>	
<p>Design a new cover for your favourite book.</p> 	<p>Create a collage with magazine cut outs.</p> 	<p>Collect sticks, leaves, flowers and other items from nature and create an art piece.</p> 
<p>Create your own board game.</p> 	<p>Look at an online supermarket website and decide what you would buy if you had \$100.</p> 	<p>Head outside and go for a bug hunt. Find an unusual bug or insect and draw it.</p> 

© Top Teaching Tasks





Design a facemask!

Can you design a face mask using things you can find in your home.
Take a photo of yourself wearing it and get someone to help you send it to your teacher.

Winners will be announced on the Junior School Facebook page.

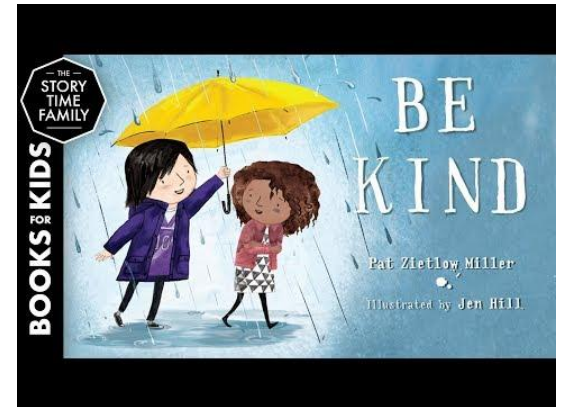





Old BSLA phonics plus ready to read books



Listen to these stories!

Click the videos!



Stay safe!

Have a safe lockdown message if you need help with any of the resources. If there is interest I can run some zoom sessions. Hopefully we can be out of this quickly.



- Ralph Waldo Emerson -



NZ Guidelines

Moist Breath Zone

A health and safety song for children going back to school after being quarantined at home

