

Notes to remember:

- We are adding ligatures to all appropriate letters.
- We can join letters together by extending the ligatures.
- We are sloping our letters.
- We are making our letters smaller now.
- Capital letters have no ligature.

Warm-up: practise your slope, size and shape.

c c c

a a a

aaa

Practise joining 'a' with common combinations. Remember to link the 'a' from the base.

an

ad

at


ap

al

Now copy this sentence.

Annie the anteater accidentally ate Andy  
Alligator's apples, so angry Andy ate all  
of Annie's ants.

Self assessment	Self reflection
Even slope      ●    ●    ●	I am pleased with:
Correct ligatures    ●    ●    ●	
Even size      ●    ●    ●	Next time I will work on:
Even spaces     ●    ●    ●	



Notes to remember:

- We are adding ligatures to all appropriate letters.
- We can join letters together by extending the ligatures.
- We are sloping our letters.
- We are making our letters smaller now.
- Capital letters have no ligature.

Warm-up: practise arm-up: practise your slope with long lines. Then practise your size, shape and ligature of the 'b'. your slope, size and shape.

/

b b b

bbb

Practise joining 'b' with each vowel. Remember to link the 'b' from the base then lead to the top of the vowel.

ba

be

bi


bo

bu

Now copy this sentence.

Betty bought a bit of butter but she found  
the butter bitter. So Betty bought a better  
bit of butter to make her bitter butter better.

Self assessment		Self reflection
Even slope	● ● ●	I am pleased with:
Correct ligatures	● ● ●	
Even size	● ● ●	Next time I will work on:
Even spaces	● ● ●	



Notes to remember:

- We are adding ligatures to all appropriate letters.
- We can join letters together by extending the ligatures.
- We are sloping our letters.
- We are making our letters smaller now.
- Capital letters have no ligature.

Warm-up: practise your slope, size and shape.

c c c

C C C

ccc

Practise joining 'c' with vowels. Remember to link the 'c' from the base.

ca

ce

ci

co

cu

Now copy this sentence.

Carey the caterpillar caught calmly and  
carefully caught the cheeky cat.

Self assessment		Self reflection
Even slope	● ● ●	I am pleased with:
Correct ligatures	● ● ●	
Even size	● ● ●	Next time I will work on:
Even spaces	● ● ●	



Notes to remember:

- We are adding ligatures to all appropriate letters.
- We can join letters together by extending the ligatures.
- We are sloping our letters.
- We are making our letters smaller now.
- Capital letters have no ligature.

Warm-up: practise your slope, size and shape.

c c c

d d d

ddd

Practise joining 'd' with vowels. Remember to link the 'd' from the base.

da

de

di

do

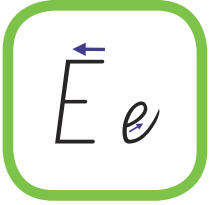
du

Now copy this sentence.

The dreamy duke dropped the dirty double  
damask dinner napkin.

Self assessment		Self reflection
Even slope	● ● ●	I am pleased with:
Correct ligatures	● ● ●	
Even size	● ● ●	Next time I will work on:
Even spaces	● ● ●	





Notes to remember:

- We are adding ligatures to all appropriate letters.
- We can join letters together by extending the ligatures.
- We are sloping our letters.
- We are making our letters smaller now.
- Capital letters have no ligature.

Warm-up: practise your slope, size and shape.

c c c

e e e

eee

Practise joining 'e' with some common consonants. Remember to link the 'e' from the base.

ed

et

ep

en

em

Now copy this sentence.

Eddie the elegant eagle enjoyed eating meals  
with Ellie the enormous elephant.

Self assessment		Self reflection
Even slope	● ● ●	I am pleased with:
Correct ligatures	● ● ●	
Even size	● ● ●	Next time I will work on:
Even spaces	● ● ●	



Notes to remember:

- We are adding ligatures to all appropriate letters.
- We can join letters together by extending the ligatures.
- We are sloping our letters.
- We are making our letters smaller now.
- Capital letters have no ligature.

Warm-up: practise your slope, size and shape.

l l l

f f f

fff

Practise joining 'f' with vowels. Remember to link the 'f' from the bar across the middle.

fa

fe

fi


fo

fu

Now copy this sentence.

If a faint, firey flame flew forwards would  
it be a fire fly?

Self assessment		Self reflection
Even slope	● ● ●	I am pleased with:
Correct ligatures	● ● ●	
Even size	● ● ●	Next time I will work on:
Even spaces	● ● ●	



Notes to remember:

- We are adding ligatures to all appropriate letters.
- We can join letters together by extending the ligatures.
- We are sloping our letters.
- We are making our letters smaller now.
- Capital letters have no ligature.

Warm-up: practise your slope, size and shape.

c c c

j j j

g g g

Practise joining 'g' with vowels. Remember to link the 'g' from the base, looping up through the line to the top of the next letter.

ga

ge

gi

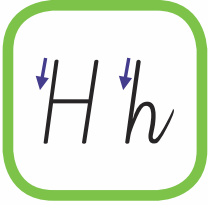
go

gu

Now copy this sentence.

Three great gray geese graze greedily on  
green grass gaily daily.

Self assessment	Self reflection
Even slope      ●    ●    ●	I am pleased with:
Correct ligatures    ●    ●    ●	
Even size      ●    ●    ●	Next time I will work on:
Even spaces      ●    ●    ●	



Notes to remember:

- We are adding ligatures to all appropriate letters.
- We can join letters together by extending the ligatures.
- We are sloping our letters.
- We are making our letters smaller now.
- Capital letters have no ligature.

Warm-up: practise your slope, size and shape.

t t t

n n n

h h h

Practise joining 'h' with vowels. Remember to link the 'h' from the base of the letter through to the beginning point of the next letter.

ha

he

hi

ho

hu

Now copy this tongue twister. See if you can say it five times quickly.


If Harry Hopper hunts heavy hairy hares,

where are the heavy hairy hares Harry

Hopper hunts?

Self assessment	Self reflection
Even slope <span style="color: red;">●</span> <span style="color: yellow;">●</span> <span style="color: green;">●</span>	I am pleased with:
Correct ligatures <span style="color: red;">●</span> <span style="color: yellow;">●</span> <span style="color: green;">●</span>	
Even size <span style="color: red;">●</span> <span style="color: yellow;">●</span> <span style="color: green;">●</span>	Next time I will work on:
Even spaces <span style="color: red;">●</span> <span style="color: yellow;">●</span> <span style="color: green;">●</span>	





Notes to remember:

- We are adding ligatures to all appropriate letters.
- We can join letters together by extending the ligatures.
- We are sloping our letters.
- We are making our letters smaller now.
- Capital letters have no ligature.

Warm-up: practise your slope, size and shape.

i i i

li li li

iii

Practise joining 'i' with common consonants. Remember to link the 'i' from the base of the letter to the beginning of the next letter.

in

im

it


ip

ir

Now copy this sentence.

Izzy the irresistible lizard lived on an igloo  
island with an interesting kiwi.

Self assessment		Self reflection
Even slope	● ● ●	I am pleased with:
Correct ligatures	● ● ●	
Even size	● ● ●	Next time I will work on:
Even spaces	● ● ●	



Notes to remember:

- We are adding ligatures to all appropriate letters.
- We can join letters together by extending the ligatures.
- We are sloping our letters.
- We are making our letters smaller now.
- Capital letters have no ligature.

Warm-up: practise your slope, size and shape.

i i i

j j j

J J J

Practise joining 'j' with vowels. Remember to link the 'j' from the base, looping up through the line to the top of the next letter.

ja

je

ji

jo

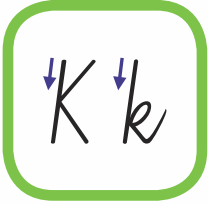
ju

Now copy this sentence.

Just jiggle and jangle the jumpy jandal.

Handwriting practice lines for copying the sentence. Each line consists of a solid top line, a dashed middle line, and a solid bottom line.

Self assessment		Self reflection
Even slope	● ● ●	I am pleased with:
Correct ligatures	● ● ●	
Even size	● ● ●	Next time I will work on:
Even spaces	● ● ●	



Notes to remember:

- We are adding ligatures to all appropriate letters.
- We can join letters together by extending the ligatures.
- We are sloping our letters.
- We are making our letters smaller now.
- Capital letters have no ligature.

Warm-up: practise your slope, size and shape. Remember this time we are adding a loop to our 'k' as well as a ligature.

l l l

k k k

kkk

Practise joining 'k' with vowels. Remember to link the 'k' from the base.

ka

ke

ki

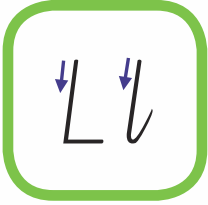
ko

ku

Now copy this sentence.

Kerry the kea and the kingly kiwi kindly  
picked up the litter in the park.

Self assessment	Self reflection
Even slope      ●    ●    ●	I am pleased with:
Correct ligatures    ●    ●    ●	
Even size      ●    ●    ●	Next time I will work on:
Even spaces      ●    ●    ●	



Notes to remember:

- We are adding ligatures to all appropriate letters.
- We can join letters together by extending the ligatures.
- We are sloping our letters.
- We are making our letters smaller now.
- Capital letters have no ligature.

Warm-up: practise your slope, size and shape.

l l l

lll

li li li

Practise joining 'l' with vowels. Remember to link the 'l' from the base.

la

le

li

lo

lu

Now copy this sentence.

Little lucky Lucy licked her lollipop until it  
was all gone.

Self assessment		Self reflection
Even slope	● ● ●	I am pleased with:
Correct ligatures	● ● ●	
Even size	● ● ●	Next time I will work on:
Even spaces	● ● ●	





Notes to remember:

- We are adding ligatures to all appropriate letters.
- We can join letters together by extending the ligatures.
- We are sloping our letters.
- We are making our letters smaller now.
- Capital letters have no ligature.

Warm-up: practise your slope, size and shape.

i i i

m m m

mmm

Practise joining 'm' with vowels. Remember to link the 'm' from the base.

ma

me

mi

mo

mu

Now copy this sentence.

Many mischievous mice must mix their  
meals with magic.

Self assessment		Self reflection
Even slope	● ● ●	I am pleased with:
Correct ligatures	● ● ●	
Even size	● ● ●	Next time I will work on:
Even spaces	● ● ●	



Notes to remember:

- We are adding ligatures to all appropriate letters.
- We can join letters together by extending the ligatures.
- We are sloping our letters.
- We are making our letters smaller now.
- Capital letters have no ligature.

Warm-up: practise your slope, size and shape.

i i i

n n n

nnn

Practise joining 'n' with vowels. Remember to link the 'n' from the base.

na

ne

ni

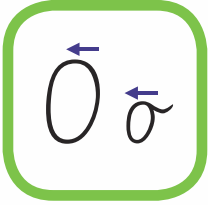
no

nu

Now copy this sentence.

My neighbours nephews and neice nervously  
snuck through the native bush.

Self assessment		Self reflection
Even slope	● ● ●	I am pleased with:
Correct ligatures	● ● ●	
Even size	● ● ●	Next time I will work on:
Even spaces	● ● ●	



Notes to remember:

- We are adding ligatures to all appropriate letters.
- We can join letters together by extending the ligatures.
- We are sloping our letters.
- We are making our letters smaller now.
- Capital letters have no ligature.

Warm-up: practise your slope, size and shape.

o o o

o o o

ooo

Practise joining 'o' with common consonants. Remember to link the 'o' from the top by looping back into itself before extending out to the next letter.

oa

on

ot


oh

op

Now copy this sentence.

Opo the dolphin originally only swam out  
in the ocean on beautiful days.

Self assessment		Self reflection
Even slope	● ● ●	I am pleased with:
Correct ligatures	● ● ●	
Even size	● ● ●	Next time I will work on:
Even spaces	● ● ●	



Notes to remember:

- We are adding ligatures to all appropriate letters.
- We can join letters together by extending the ligatures.
- We are sloping our letters.
- We are making our letters smaller now.
- Capital letters have no ligature.

Warm-up: practise your slope, size and shape.

j j j

p p p

ppp

Practise joining 'p' with vowels. Remember to link the 'p' from the base.

pa

pe

pi

po


pu

Now copy this sentence.

Purple people eaters put pepper in piping  
hot porridge.

Self assessment		Self reflection
Even slope	● ● ●	I am pleased with:
Correct ligatures	● ● ●	
Even size	● ● ●	Next time I will work on:
Even spaces	● ● ●	





Notes to remember:

- We are adding ligatures to all appropriate letters.
- We can join letters together by extending the ligatures.
- We are sloping our letters.
- We are making our letters smaller now.
- Capital letters have no ligature.

Warm-up: practise your slope, size and shape.

a a a

q q q

qqq

Practise joining q with vowels. Remember to link the 'q' from the base of the flick, extending to the beginning of the next letter.

qa

qe

qi


qo

qu

Now copy this sentence.

The quaint queen quickly qualified to make  
a quilt in the quest.

Self assessment		Self reflection
Even slope	● ● ●	I am pleased with:
Correct ligatures	● ● ●	
Even size	● ● ●	Next time I will work on:
Even spaces	● ● ●	



Notes to remember:

- We are adding ligatures to all appropriate letters.
- We can join letters together by extending the ligatures.
- We are sloping our letters.
- We are making our letters smaller now.
- Capital letters have no ligature.

Warm-up: practise your slope, size and shape.

i i i

r r r

rrr

Practise joining 'r' with vowels. Remember to link the 'r' from the top.

ra

re

ri

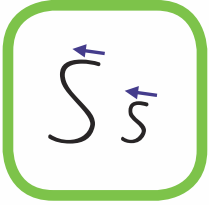
ro

ru

Now copy this sentence.

Really rusty rails were the reason Rita and  
Ricky slipped on their ride.

Self assessment	Self reflection
Even slope      ●    ●    ●	I am pleased with:
Correct ligatures    ●    ●    ●	
Even size      ●    ●    ●	Next time I will work on:
Even spaces      ●    ●    ●	



Notes to remember:

- We are adding ligatures to all appropriate letters.
- We can join letters together by extending the ligatures.
- We are sloping our letters.
- We are making our letters smaller now.
- Capital letters have no ligature.

Warm-up: practise your slope, size and shape, first without ligatures then try with ligatures, starting with the lead up.

S S S

S S S

SSS

Practise joining 's' with common combinations. Remember to lead up to the top of the 's' first.

sl

si

sn


st

sh

Now copy this sentence.

Sally sold sea shells on the seashore. She  
shovelled sand so she could see more shells.

Self assessment	Self reflection
Even slope      ●    ●    ●	I am pleased with:
Correct ligatures    ●    ●    ●	
Even size      ●    ●    ●	Next time I will work on:
Even spaces      ●    ●    ●	



Notes to remember:

- We are adding ligatures to all appropriate letters.
- We can join letters together by extending the ligatures.
- We are sloping our letters.
- We are making our letters smaller now.
- Capital letters have no ligature.

Warm-up: practise your slope, size and shape.

l l l

t t t

ttt

Practise joining 't' with each vowel. Remember to link the t from the bottom onto the vowel, then come back to cross the 't'.

ta

te

ti

to

tu

Now try the common blends and combinations that include 't'.

th

tch

Tongue twister challenge: copy this sentence then try to say it five times quickly.

I see six thin things but I can see six thick things too.

Self assessment		Self reflection
Even slope	● ● ●	I am pleased with:
Correct ligatures	● ● ●	
Even size	● ● ●	Next time I will work on:
Even spaces	● ● ●	





Notes to remember:

- We are adding ligatures to all appropriate letters.
- We can join letters together by extending the ligatures.
- We are sloping our letters.
- We are making our letters smaller now.
- Capital letters have no ligature.

Warm-up: practise your slope, size and shape.

i i i

u u u

uuuu

Practise joining 'u' with common consonants. Remember to link the 'u' from the base.

un

um

ur


ut

ut

Now copy this sentence.

Unfortunately for my uncle, his ute went  
under the tough bush.

Self assessment	Self reflection
Even slope      ●      ●      ●	I am pleased with:
Correct ligatures      ●      ●      ●	
Even size      ●      ●      ●	Next time I will work on:
Even spaces      ●      ●      ●	



Notes to remember:

- We are adding ligatures to all appropriate letters.
- We can join letters together by extending the ligatures.
- We are sloping our letters.
- We are making our letters smaller now.
- Capital letters have no ligature.

Warm-up: practise your slope, size and shape.

v v v

vvv

iv iv

Practise joining 'v' with vowel. Remember to link the 'v' from the top of the letter across to the next.

va

ve

vi

vo

vu

Now copy this sentence.

Every vet vows to solve virtually every  
variety of injury that comes to their clinic.

Self assessment	Self reflection
Even slope      ●    ●    ●	I am pleased with:
Correct ligatures    ●    ●    ●	
Even size      ●    ●    ●	Next time I will work on:
Even spaces     ●    ●    ●	



Notes to remember:

- We are adding ligatures to all appropriate letters.
- We can join letters together by extending the ligatures.
- We are sloping our letters.
- We are making our letters smaller now.
- Capital letters have no ligature.

Warm-up: practise your slope, size and shape.

u u u

w w w

uuuu

Practise joining 'w' with vowels. Remember to link the 'w' from the top through to the next letter.

wa

we

wi

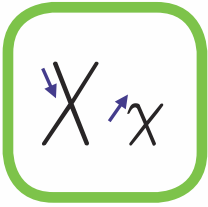
wo

wu

Now copy this sentence.

We were all wading in the water when a  
large wave rose up and washed us onto  
shore.

Self assessment	Self reflection
Even slope      ●    ●    ●	I am pleased with:
Correct ligatures    ●    ●    ●	
Even size      ●    ●    ●	Next time I will work on:
Even spaces      ●    ●    ●	



Notes to remember:

- We are adding ligatures to all appropriate letters.
- We can join letters together by extending the ligatures.
- We are sloping our letters.
- We are making our letters smaller now.
- Capital letters have no ligature.

Warm-up: practise your slope, size and shape.

i i i

x x x

xxx

Practise joining 'x' with vowels. Remember if are linking the x, you start with the up-stroke then the down stroke links with the next letter.

xa

xe

xi

xo


xu

Now copy this sentence.

Extra x-rays are very expensive and are  
not be used to the extreme.

Self assessment	Self reflection
Even slope      ●    ●    ●	I am pleased with:
Correct ligatures    ●    ●    ●	
Even size      ●    ●    ●	Next time I will work on:
Even spaces      ●    ●    ●	





Notes to remember:

- We are adding ligatures to all appropriate letters.
- We can join letters together by extending the ligatures.
- We are sloping our letters.
- We are making our letters smaller now.
- Capital letters have no ligature.

Warm-up: practise your slope, size and shape.

u u u

y y y

yyy

Practise joining 'y' with vowels. Remember to link the 'y' from the base of the tail by looping up to join with the next letter.

ya

ye

yi

yo

yu

Now copy this sentence.

"Yes!" yelled the yellow-eyed penguin when  
buying a really fancy house.

Self assessment		Self reflection
Even slope	● ● ●	I am pleased with:
Correct ligatures	● ● ●	
Even size	● ● ●	Next time I will work on:
Even spaces	● ● ●	



Notes to remember:

- We are adding ligatures to all appropriate letters.
- We can join letters together by extending the ligatures.
- We are sloping our letters.
- We are making our letters smaller now.
- Capital letters have no ligature.

Warm-up: practise your slope, size and shape.

z z z

Z Z Z

zzz

Practise joining 'z' with vowels. Remember to link the 'z' from the base.

za

ze

zi

zo

zu

Now copy this sentence.

The fizzing water had pizzazz and zing  
when drizzled with lemon juice.

Self assessment		Self reflection
Even slope	● ● ●	I am pleased with:
Correct ligatures	● ● ●	
Even size	● ● ●	Next time I will work on:
Even spaces	● ● ●	